



7/25
cc. all Directors Camino
HT&KC
also cc: Joe E
Mays & Kayla O.
July 20, 2007 & Kayla
fill
fill
fill DOR ->

General Tax Administration
Child Support Enforcement
Property Tax Administration
Administrative Services
Information Services

Honorable Lori Parrish, CFA
Broward County Property Appraiser
115 S. Andrews Ave., Room 111
Fort Lauderdale, FL, 33301-1899

2007 JUL 25 PM 2:01

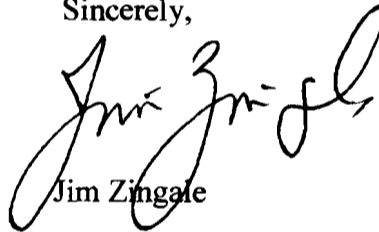
BROWARD COUNTY
PROPERTY APPRAISER
RECEIVED

Dear Ms. Parrish:

We are pleased to inform you that pursuant to Section 193.1142, Florida Statutes, your 2007 assessment rolls have been approved and the process attendant to such approval may now proceed.

Thank you for your assistance and cooperation. We look forward to working with you in the future.

Sincerely,


Jim Zingale

JZ/JM/kk

Tallahassee, Florida 32399-0100

TAX ROLL CERTIFICATION

I, Lori Parrish PROPERTY APPRAISER OF Broward COUNTY, FLORIDA, HEREBY CERTIFY THAT:

THE REAL PROPERTY TAX ROLL OF THIS COUNTY AND THAT OF THE TAXING AUTHORITIES THEREIN, INCLUDED IN THESE RECAPITULATIONS, COMPLIES WITH ALL STATUTORY AND REGULATORY REQUIREMENTS AND REFLECTS ALL OF THE FOLLOWING:

- (a) A brief description of the property for purpose of location.
- (b) The just value (using the factors set out in §193.011, F.S.) of all property.
- (c) When property is wholly or partially exempt, a categorization of such exemption (i.e. identification by category).
- (d) When property is classified so that it is assessed other than under §193.011, F.S., the value according to its classified use and its value as assessed under §193.011, F.S.
- (e) The owner or fiduciary responsible for payment of taxes on the property, his address, and an indication of any fiduciary capacity (such as executor, administrator, trustee, etc.) as appropriate.
- * (f) The millages levied on the property.
- * (g) The tax determined by multiplying the millages by the assessed value for taxation.
- (h) A code as prescribed by the Department under Section 195.073, F.S., indicating the use of the property.

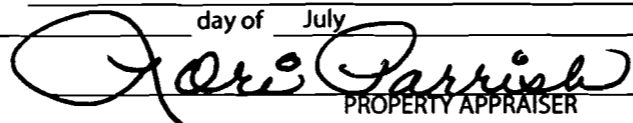
THE PERSONAL PROPERTY TAX ROLL OF THIS COUNTY AND THAT OF THE TAXING AUTHORITIES THEREIN, INCLUDED IN THESE RECAPITULATIONS, COMPLIES WITH ALL STATUTORY AND REGULATORY REQUIREMENTS AND REFLECTS ALL OF THE FOLLOWING:

- (a) A code reference to the tax returns showing the property.
- (b) The just value (using the factors set out in §193.011, F.S.) of all such property.
- (c) When property is wholly or partially exempt, a categorization of such exemption (i.e. identification by category).
- (d) The owner or fiduciary responsible for payment of taxes on the property, his address, and an indication of any fiduciary capacity (such as executor, administrator, trustee, etc.) as appropriate.
- * (e) The millages levied on the property.
- * (f) The tax determined by multiplying the millages by the assessed value for taxation.
- (g) A code as prescribed by the Department under Section 195.073 F.S., indicating the use of the property.


This form shall be submitted to the Department of Revenue for review on or before July 1, §193.1142(1), F.S.

*These requirements have not been completed at this time, however, the tax rolls are designed to reflect these requirements. The tax rolls of this county will be in compliance with all requirements of law before I shall attach the necessary and proper certificates to the tax roll as specified by 193.122(2), F.S.


Witness my hand and official signature at Fort Lauderdale, Florida this 1st day of July, 2007.


PROPERTY APPRAISER

STATE OF FLORIDA, DEPARTMENT OF REVENUE
Tallahassee, Florida



The Tax Roll Certification submitted by you for the 2007 Tax Roll for BROWARD County, Florida, and that of the taxing authorities therein, included in these recapitulations, containing total assessed valuation of all properties as required by Florida Statutes and Department of Revenue Rules and Regulations, in said county is approved, subject to conditions listed in the attached letter, if any.

Dated at Tallahassee, the Capitol, this the 20th day of JULY, 2007.

For Department of Revenue

TAX ROLL CERTIFICATION

I, Lori Parrish PROPERTY APPRAISER OF Broward COUNTY, FLORIDA, HEREBY CERTIFY THAT:

THE REAL PROPERTY TAX ROLL OF THIS COUNTY AND THAT OF THE TAXING AUTHORITIES THEREIN, INCLUDED IN THESE RECAPITULATIONS, COMPLIES WITH ALL STATUTORY AND REGULATORY REQUIREMENTS AND REFLECTS ALL OF THE FOLLOWING:

- (a) A brief description of the property for purpose of location.
- (b) The just value (using the factors set out in §193.011, F.S.) of all property.
- (c) When property is wholly or partially exempt, a categorization of such exemption (i.e. identification by category).
- (d) When property is classified so that it is assessed other than under §193.011, F.S., the value according to its classified use and its value as assessed under §193.011, F.S.
- (e) The owner or fiduciary responsible for payment of taxes on the property, his address, and an indication of any fiduciary capacity (such as executor, administrator, trustee, etc.) as appropriate.
- *(f) The millages levied on the property.
- *(g) The tax determined by multiplying the millages by the assessed value for taxation.
- (h) A code as prescribed by the Department under Section 195.073, F.S., indicating the use of the property.

THE PERSONAL PROPERTY TAX ROLL OF THIS COUNTY AND THAT OF THE TAXING AUTHORITIES THEREIN, INCLUDED IN THESE RECAPITULATIONS, COMPLIES WITH ALL STATUTORY AND REGULATORY REQUIREMENTS AND REFLECTS ALL OF THE FOLLOWING:

- (a) A code reference to the tax returns showing the property.
- (b) The just value (using the factors set out in §193.011, F.S.) of all such property.
- (c) When property is wholly or partially exempt, a categorization of such exemption (i.e. identification by category).
- (d) The owner or fiduciary responsible for payment of taxes on the property, his address, and an indication of any fiduciary capacity (such as executor, administrator, trustee, etc.) as appropriate.
- *(e) The millages levied on the property.
- *(f) The tax determined by multiplying the millages by the assessed value for taxation.
- (g) A code as prescribed by the Department under Section 195.073 F.S., indicating the use of the property.

This form shall be submitted to the Department of Revenue for review on or before July 1, §193.1142(1), F.S.

*These requirements have not been completed at this time, however, the tax rolls are designed to reflect these requirements. The tax rolls of this county will be in compliance with all requirements of law before I shall attach the necessary and proper certificates to the tax roll as specified by 193.122(2), F.S.

Witness my hand and official signature at Fort Lauderdale, Florida this
the 1st day of July, 2007.


PROPERTY APPRAISER

STATE OF FLORIDA, DEPARTMENT OF REVENUE
Tallahassee, Florida

The Tax Roll Certification submitted by you for the _____ Tax Roll for _____ County, Florida, and that of the taxing authorities therein, included in these recapitulations, containing total assessed valuation of all properties as required by Florida Statutes and Department of Revenue Rules and Regulations, in said county is approved, subject to conditions listed in the attached letter, if any.
Dated at Tallahassee, the Capitol, this the _____ day of _____, _____.

For Department of Revenue

Summary of Section 193.011(8), Florida Statutes, Adjustments Made to Recorded Selling Prices in Arriving at Assessed Value

	% Adjustment		% Adjustment
Use Code 00	15%	Use Code 03	15%
Use Code 10	15%	Use Code 08	15%
Use Code 40	15%	Use Code 11 - 39	15%
Use Code 99	15%	Use Code 41 - 49	15%
Use Code 01	15%	Use Code 50 - 69	15%
Use Code 02	15%	Use Code 70 - 79	15%
Use Code 04	15%	Use Code 80 - 89	15%
Use Code 05	15%	Use Code 90	15%
Use Code 06 & 07	15%	Use Code 91 - 97	15%

Pursuant to Chapter 12D-8.002(4), Florida Administrative Code, complete, clear, and accurate documentation must be provided to the Executive Director justifying any adjustments in excess of fifteen percent.

Submission is required pursuant to section 192.001(18), F.S.

INSTRUCTIONS: Complete this form indicating the appropriate eight criterion adjustments made to recorded selling prices in arriving at assessed value. Send original form to the Department with the initial assessment roll.

Witness my hand and official signature at _____ Fort Lauderdale, Florida _____ this
the _____ 1st day of July, 2007
(year)


Property Appraiser



Broward County Property Appraiser's Office
115 South Andrews Avenue, Room 111
Fort Lauderdale, Florida 33301
954-357-6830 · Fax 954-357-8474
www.bcpa.net

AGRICULTURAL VALUES -2007

<u>CODE</u>	<u>TYPE</u>	<u>ASSESSMENT PER ACRE</u>
63	Cattle (BC)	\$ 500.00
63	Goat Farm (GF)	900.00
63	Horses (HB)	1,000.00
63	Sheep Farm (SH)	900.00
52	Row Crops (RC)	1,400.00
66	Citrus (CI)	1,500.00
67	Bees (BB)	1,000.00
67	Poultry (PF)	900.00
67	Fish (CF)	900.00
69	Nursery (NU)	2,500.00
67	Miscellaneous (MI)	2,500.00

The 2007 (tax year) Ad Valorem Assessment Rolls Exemption Breakdown of Broward County, Florida
(Every space must be filled in. Where there are spaces that are not applicable to your county, write "NONE" or "0" in that space.)

1	Statutory Authority	Property Roll Effected	Type of Exemption	Number of Exemptions	Value Exempted		
					\$		
	s. 196.081	Real	Totally & Permanently Disabled Veterans & Surviving Spouse	1,813	\$	199,433,120	1
2	s. 196.091	Real	Totally Disabled Veterans Confined to Wheelchairs		\$	INCLUDED IN LINE #1	2
3	s. 196.095	Real	Licensed Child Care Facility in Enterprise Zone	0	\$	0	3
4	s. 196.101	Real	Quadriplegic, Paraplegic, Hemiplegic & Totally & Permanently Disabled & Blind (Meeting Income Test)	0	\$	INCLUDED IN LINE #1	4
5	s. 196.1961	Real	Historic Property for Commercial or Nonprofit Purposes	20	\$	9,798,325	5
6	s. 196.197	Real	Charitable Hospitals, Nursing Homes & Homes for Special Services	444	\$	420,351,200	6
7	s. 196.1975	Real	Charitable Homes for the Aged		\$	INCLUDED IN LINE #6	7
8	s. 196.1977	Real	Proprietary Continuing Care Facilities	0	\$	0	8
9	s. 196.1978	Real	Affordable Housing Property	0	\$	0	9
10	s. 196.198	Real & Personal	Educational Property	303	\$	817,858,440	10
11	s. 196.1983	Real	Charter School		\$	INCLUDED IN LINE #10	11
12	s. 196.1985	Real	Labor Union Education Property	65	\$	44,726,090	12
13	s. 196.1986	Real	Community Centers	0	\$	0	13
14	s. 196.199(1)(a)	Real & Personal	Federal Government Property	110	\$	620,592,970	14
15	s. 196.199(1)(b)	Real & Personal	State Government Property	2,952	\$	1,187,912,810	15
16	s. 196.199(1)(c)	Real & Personal	Local Government Property	7,543	\$	11,893,175,270	16
17	s. 196.199(2)	Real & Personal	Leasehold Interests in Government Property	0	\$	0	17
18	s. 196.1993	Real	Agreements with Local Governments for use of Public Property	0	\$	0	18
19	s. 196.1994	Personal	Space Laboratories & Carriers	0	\$	0	19
20	s. 196.1997	Real	Historic Property Improvements	0	\$	0	20
21	s. 196.1998	Real	Historic Property Open to the Public	0	\$	0	21
22	s. 196.2001	Real & Personal	Not-for-Profit Sewer & Water Company	0	\$	0	22
23	s. 196.2002	Real & Personal	Not-for-Profit Water & Waste Water Systems Corporation	0	\$	0	23
24	s. 196.202	Real & Personal	Blind Exemption	5,652	\$	2,826,000	24
25	s. 196.202	Real & Personal	Total & Permanent Disability Exemption		\$	INCLUDED IN LINE #24	25
26	s.		Other	0	\$	0	26

Section 196.002(2), Florida Statutes, requires a complete breakdown of all exemptions provided under Chapter 196, Florida Statutes. This breakdown applies to all exemptions not shown elsewhere in these recapitulations. Please show total number of exemptions and values exempted from the rolls indicated above.

The 2007 (tax year) Ad Valorem Assessment Rolls of Broward County, Florida
(Every space must be filled in. Where there are spaces that are not applicable to your county, write "NONE" or "0" in that space.)

Statute Cite		Exemption	Number of Parcels by Exemption Type	Just Value	Taxable Value	
1	196.031	Parcels Granted \$25,000 Homestead Exemption	432,572	135,502,834,730	65,826,328,590	1
2	196.075	Parcels Granted Additional Homestead Exemption Age 65 and Older	30,371	5,653,881,370	1,184,569,910	2
3	196.1961	Parcels Granted Historic Property Exemption	20	19,596,650	9,798,325	3
4	196.1995	Parcels Granted Economic Development Exemption	0	0	0	4
5	196.202	Parcels Granted Widow's Exemption	37,340	8,446,131,450	2,641,251,130	5
6	196.202	Parcels Granted Widower's Exemption	8,065	1,812,718,520	570,122,720	6
7	196.24	Parcels Granted Disabled Ex- Service Member Exemption	4,454	1,191,751,120	453,126,070	7

THE VALUE AND NUMBER OF PARCELS ON THE REAL PROPERTY ASSESSMENT ROLL BY CATEGORY

Broward County, Florida, 2007

	Code 00 Vacant Residential	Code 01 Single Family Residential	Code 02 Mobile Homes	Code 08 Multi-Family Less Than 10 Units	Code 03 Multi-Family 10 Units or More	Code 04 Condominiums
1. Just Value	\$ 2,872,151,370	135,339,895,210	814,102,970	6,235,503,250	6,314,417,220	48,826,272,950
2. Taxable Value for Operating Purposes	\$ 2,636,163,040	79,592,354,180	682,209,250	5,444,606,340	6,003,640,950	36,426,120,850
3. Number of Parcels	# 20,653	369,922	4,316	18,711	1,588	258,887
	Code 05 Cooperatives	Code 06 and 07 Ret Homes and Misc. Res.	Code 10 Vacant Commercial	Code 11-39 Improved Commercial	Code 40 Vacant Industrial	Code 41-49 Improved Industrial
4. Just Value	\$ 1,908,260,710	3,928,720	1,827,909,190	25,976,667,940	569,157,730	8,596,290,240
5. Taxable Value for Operating Purposes	\$ 1,422,375,710	3,903,720	1,527,563,600	23,806,822,260	542,883,800	8,230,652,200
6. Number of Parcels	# 11,997	11	3,314	12,931	1,377	6,179
	Code 50-69 Agricultural	Code 70-79 Institutional	Code 80-89 Government	Code 90 Leasehold Interests	Code 91-97 Miscellaneous	Code 98 Centrally Assessed
7. Just Value	\$ 1,367,411,670	3,945,914,600	10,984,862,870	110,040	786,409,710	26,699,850
8. Taxable Value for Operating Purposes	\$ 246,416,930	1,319,014,670	93,536,760	-	316,537,380	-
9. Number of Parcels	# 1,214	2,403	5,796	2	4,277	65
	Code 99 Non-Agricultural Acreage	Code H. Header	Code N. Notes	Code S. Spaces	NO ENTRIES SHALL BE MADE WITHOUT WRITTEN PERMISSION FROM THE DEPARTMENT OF REVENUE Codes _____ Codes _____ _____ _____ _____	
10. Just Value	\$ 177,975,510					
11. Taxable Value for Operating Purposes	\$ 139,977,410					
12. Number of Parcels	# 624					
	Just Value (Sum lines 1, 4, 7, and 10)	Taxable Value for Operating Purposes (Sum lines 2, 5, 8, and 11)	Parcels (Sum lines 3, 6, 9, and 12)			
13. Total Real Property:	\$ 256,573,941,750	\$ 168,434,779,050	# 724,267			

COUNTY PORTION ONLY

	Column I Real Property Including Subsurface Rights	Column II Personal Property	Column III Centrally Assessed Property	Column IV Total Property	
1 Just Value (193.011, F.S.)	256,573,941,750	7,941,538,827	41,717,754	264,557,198,331	1
2 Just Value of Land Classified Agricultural (193.114(2)(d), 193.461, F.S.)	1,204,023,450	0	0	1,204,023,450	2
3 Just Value of Land Classified High-Water Recharge (193.625, F.S.) *	0	0	0	0	3
4 Just Value of Conservation Easement, Environmentally Endangered Lands, Park and Outdoor Recreational Land (193.114(2)(d), 193.501, F.S.)	0	0	0	0	4
5 Just Value of Pollution Control Devices (193.621, F.S.)	0	0	0	0	5
6 Just Value of Historic Property used for Commercial Purposes (193.503, F.S.) *	0	0	0	0	6
7 Just Value of Historically Significant Property (193.505, F.S.)	0	0	0	0	7
8 Classified Use Value of Land Classified Agricultural (193.114(2)(d), 193.461, F.S.)	174,616,190	0	0	174,616,190	8
9 Classified Use Value of Land Classified High-Water Recharge (193.625, F.S.) *	0	0	0	0	9
10 Classified Use Value of Conservation Easement, Environmentally Endangered Lands, Park and Outdoor Recreational Land (193.114(2)(d), 193.501, F.S.)	0	0	0	0	10
11 Classified Use Value of Pollution Control Devices (193.621, F.S.)	0	0	0	0	11
12 Classified Use Value of Historic Property used for Commercial Purposes (193.503, F.S.)*	0	0	0	0	12
13 Classified Use Value of Historically Significant Property (193.505, F.S.)	0	0	0	0	13
14 Historic Property Exemption (196.1961, 196.1997, 196.1998, F.S.) *	9,798,325	0	0	9,798,325	14
15 Economic Development Exemption (196.1995, F.S.) *	0	0	0	0	15
16 Exemption for Licensed Child Care Facility in Enterprise Zone (196.095, F.S.)	0	0	0	0	16
17 Governmental Exemption (196.199, 196.1993, F.S.)	13,701,764,730	0	0	13,701,764,730	17
18 Widows/Widowers Exemption (196.202, F.S.)	22,723,030	17,025	0	22,740,055	18
19 Disability/Blind Exemption (196.081, 196.091, 196.101, 196.202, 196.24, F.S.)	224,696,710	0	0	224,696,710	19
20 Institutional Exemption - Charitable, Religious, Scientific, Literary, Educational (196.196, 196.197, 196.1975, 196.1977, 196.1978, 196.198, 196.1983, 196.1985, 196.1986, 196.192, 196.1994, 196.2001, 196.2002, F.S.)	3,945,286,400	60,004,438	0	4,005,290,838	20
21 \$25,000 Homestead Exemption (196.031, F.S.)	10,792,795,580	0	0	10,792,795,580	21
22 Additional \$25,000 Homestead Exemption Age 65 & Older (196.075, F.S.) *	677,541,170	0	0	677,541,170	22
23 Lands Available for Taxes (197.502(7), F.S.)	1,095,100	0	0	1,095,100	23
24 Homestead Assessment Differential: Just Value Minus Capped Value (193.155, F.S.)	57,730,184,515	0	0	57,730,184,515	24
25 Homestead Assessment Reduction for Parents or Grandparents (193.703, F.S.)	2,651,540	0	0	2,651,540	25
26 Disabled Veterans' Homestead Discount (s. 6(g), Art. VII, Florida Constitution)	1,218,340	0	0	1,218,340	26
27 Taxable Value for Operating Millages (1-2-3-4-5-6-7+8+9+10+11+12+13-14-15-16-17-18-19-20-21-22-23-24-25-26=27)	168,434,779,050	7,881,517,364	41,717,754	176,358,014,168	27
28 School Taxable Value (27+3+6-9-12+14+15+22=28)	169,122,118,545	7,881,517,364	41,717,754	177,045,353,663	28
29 Net Assessed Value (1-2-3-4-5-6-7+8+9+10+11+12+13-17-20=29)	237,897,483,360	7,881,534,389	41,717,754	245,820,735,503	29

* County Values ONLY, Do Not Include Values for Municipalities

(See Instructions on Reverse Side)

The 2007 (tax year) Preliminary Recapitulation of the Ad Valorem Assessment Rolls of Broward County, Florida
(Every space must be filled in. Where there are spaces that are not applicable to your county, write "NONE" or "0" in that space.)

		Just Value	Taxable Value
1	New Construction	4,125,610,322	3,567,817,135
2	Additions	0	0
3	Annexations	0	0
4	Deletions	617,180,007	444,608,917
5	Rehabilitative Improvements Increasing Assessed Value by at Least 100%	0	0
6	Total TPP taxable value in excess of 115% of Previous year total TPP taxable value	0	0
7	Net New Value (1 + 2 + 3 - 4 + 5 = 6)	3,508,430,315	3,123,208,218

		Value
1	Reassessed Just Value of Land Designated an Area of Critical State Concern (this amount included in Line 1, Column I, Page One) 193.507, F.S.	0
2	Just Value of Land Designated an Area of Critical State Concern 193.507, F.S.	0
3	Just Value of Subsurface Rights (this amount included in Line 1, Column 1, Page One) 193.481, F.S.	0
4	Total Taxable Value for Debt Service Levies, if any	176,358,014,168
5	Railroad Property Value (this amount included in Line 1, Column III, Page One)	35,290,053
6	Private Car Line Property Value (this amount included in Line 1, Column III, Page One)	6,427,701

		Number of County Parcels
1	Real Property Parcels	724,267
2	Personal Property Accounts	103,850
3	Homestead Assessment Reductions for Parents or Grandparents.	38
4	Additional Homestead Exemptions for Persons 65 and older	30,371
5	Disabled Veterans' Homestead Discount (s. 6(g), Art. VII Florida Constitution)	15

MUNICIPALITY/SPECIAL DISTRICTS PORTION ONLY		Column I Real Property Including Subsurface Rights	Column II Personal Property	Column III Centrally Assessed Property	Column IV Total Property	
1	Just Value (193.011, F.S.)	6,094,769,610	135,199,283	0	6,229,968,893	1
2	Just Value of Land Classified Agricultural (193.114(2)(d), 193.461, F.S.)	53,407,430	0	0	53,407,430	2
3	Just Value of Land Classified High-Water Recharge (193.625, F.S.) *	0	0	0	0	3
4	Just Value of Conservation Easement, Environmentally Endangered Lands, Park and Outdoor Recreational Land (193.114(2)(d), 193.501, F.S.)	0	0	0	0	4
5	Just Value of Pollution Control Devices (193.621, F.S.)	0	0	0	0	5
6	Just Value of Historic Property used for Commercial Purposes (193.503, F.S.) *	0	0	0	0	6
7	Just Value of Historically Significant Property (193.505, F.S.)	0	0	0	0	7
8	Classified Use Value of Land Classified Agricultural (193.114(2)(d), 193.461, F.S.)	3,599,410	0	0	3,599,410	8
9	Classified Use Value of Land Classified High-Water Recharge (193.625, F.S.) *	0	0	0	0	9
10	Classified Use Value of Conservation Easement, Environmentally Endangered Lands, Park and Outdoor Recreational Land (193.114(2)(d), 193.501, F.S.)	0	0	0	0	10
11	Classified Use Value of Pollution Control Devices (193.621, F.S.)	0	0	0	0	11
12	Classified Use Value of Historic Property used for Commercial Purposes (193.503, F.S.)*	0	0	0	0	12
13	Classified Use Value of Historically Significant Property (193.505, F.S.)	0	0	0	0	13
14	Historic Property Exemption (196.1961, 196.1997, 196.1998, F.S.) *	0	0	0	0	14
15	Economic Development Exemption (196.1995, F.S.) *	0	0	0	0	15
16	Exemption for Licensed Child Care Facility in Enterprise Zone (196.095, F.S.)	0	0	0	0	16
17	Governmental Exemption (196.199, 196.1993, F.S.)	456,515,510	0	0	456,515,510	17
18	Widows/Widowers Exemption (196.202, F.S.)	1,264,000	0	0	1,264,000	18
19	Disability/Blind Exemption (196.081, 196.091, 196.101, 196.202, 196.24, F.S.)	8,795,000	0	0	8,795,000	19
20	Institutional Exemption - Charitable, Religious, Scientific, Literary, Educational (196.196, 196.197, 196.1975, 196.1977, 196.1978, 196.198, 196.1983, 196.1985, 196.1986, 196.192, 196.1994, 196.2001, 196.2002, F.S.)	147,368,690	2,019,834	0	149,388,524	20
21	\$25,000 Homestead Exemption (196.031, F.S.)	350,664,250	0	0	350,664,250	21
22	Additional \$25,000 Homestead Exemption Age 65 & Older (196.075, F.S.) *	35,173,380	0	0	35,173,380	22
23	Lands Available for Taxes (197.502(7), F.S.)	0	0	0	0	23
24	Homestead Assessment Differential: Just Value Minus Capped Value (193.155, F.S.)	1,371,013,910	0	0	1,371,013,910	24
25	Homestead Assessment Reduction for Parents or Grandparents (193.703, F.S.)	228,110	0	0	228,110	25
26	Disabled Veterans' Homestead Discount (s. 6(g), Art. VII, Florida Constitution)	31,430	0	0	31,430	26
27	Taxable Value for Operating Millages (1-2-3-4-5-6-7+8+9+10+11+12+13-14-15-16-17-18-19-20-21-22-23-24-25-26=27)	3,673,907,310	133,179,449	0	3,807,086,759	27
28	Net Assessed Value (1-2-3-4-5-6-7+8+9+10+11+12+13-17-20=28)	5,441,077,390	133,179,449	0	5,574,256,839	28

* Municipality Values ONLY, DO NOT include County Values

(See Instructions on Reverse Side)

The 2007 (tax year) Preliminary Recapitulation of the Ad Valorem Assessment Rolls of Coconut Creek, Broward County, Florida
(Every space must be filled in. Where there are spaces that are not applicable to your county, write "NONE" or "0" in that space.)

		Just Value	Taxable Value
1	New Construction	112,460,579	73,799,995
2	Additions	0	0
3	Annexations	0	0
4	Deletions	3,487,650	2,088,480
5	Rehabilitative Improvements Increasing Assessed Value by at Least 100%	0	0
6	Total TPP taxable value in excess of 115% of Previous year total TPP taxable value	0	0
7	Net New Value (1 + 2 + 3 - 4 + 5 = 6)	108,972,929	71,711,515

		Value
1	Reassessed Just Value of Land Designated an Area of Critical State Concern (this amount included in Line 1, Column I, Page One) 193.507, F.S.	0
2	Just Value of Land Designated an Area of Critical State Concern 193.507, F.S.	0
3	Total Taxable Value for Debt Service Levies, if any	3,807,086,759
4	Railroad Property Value (this amount included in Line 1, Column III, Page One)	0
5	Private Car Line Property Value (this amount included in Line 1, Column III, Page One)	0

		Number of Municipality/Special District Parcels
1	Real Property Parcels	20,768
2	Personal Property Accounts	2,011
3	Homestead Assessment Reductions for Parents or Grandparents.	2
4	Additional Homestead Exemptions for Persons 65 and older	1,489
5	Disabled Veterans' Homestead Discount (s. 6(g), Art. VII Florida Constitution)	1

MUNICIPALITY/SPECIAL DISTRICTS PORTION ONLY

	Column I Real Property Including Subsurface Rights	Column II Personal Property	Column III Centrally Assessed Property	Column IV Total Property	
1 Just Value (193.011, F.S.)	4,064,040,850	53,767,289	0	4,117,808,139	1
2 Just Value of Land Classified Agricultural (193.114(2)(d), 193.461, F.S.)	36,576,690	0	0	36,576,690	2
3 Just Value of Land Classified High-Water Recharge (193.625, F.S.) *	0	0	0	0	3
4 Just Value of Conservation Easement, Environmentally Endangered Lands, Park and Outdoor Recreational Land (193.114(2)(d), 193.501, F.S.)	0	0	0	0	4
5 Just Value of Pollution Control Devices (193.621, F.S.)	0	0	0	0	5
6 Just Value of Historic Property used for Commercial Purposes (193.503, F.S.) *	0	0	0	0	6
7 Just Value of Historically Significant Property (193.505, F.S.)	0	0	0	0	7
8 Classified Use Value of Land Classified Agricultural (193.114(2)(d), 193.461, F.S.)	4,356,140	0	0	4,356,140	8
9 Classified Use Value of Land Classified High-Water Recharge (193.625, F.S.) *	0	0	0	0	9
10 Classified Use Value of Conservation Easement, Environmentally Endangered Lands, Park and Outdoor Recreational Land (193.114(2)(d), 193.501, F.S.)	0	0	0	0	10
11 Classified Use Value of Pollution Control Devices (193.621, F.S.)	0	0	0	0	11
12 Classified Use Value of Historic Property used for Commercial Purposes (193.503, F.S.)*	0	0	0	0	12
13 Classified Use Value of Historically Significant Property (193.505, F.S.)	0	0	0	0	13
14 Historic Property Exemption (196.1961, 196.1997, 196.1998, F.S.) *	0	0	0	0	14
15 Economic Development Exemption (196.1995, F.S.) *	0	0	0	0	15
16 Exemption for Licensed Child Care Facility in Enterprise Zone (196.095, F.S.)	0	0	0	0	16
17 Governmental Exemption (196.199, 196.1993, F.S.)	159,658,480	0	0	159,658,480	17
18 Widows/Widowers Exemption (196.202, F.S.)	238,000	0	0	238,000	18
19 Disability/Blind Exemption (196.081, 196.091, 196.101, 196.202, 196.24, F.S.)	3,835,030	0	0	3,835,030	19
20 Institutional Exemption - Charitable, Religious, Scientific, Literary, Educational (196.196, 196.197, 196.1975, 196.1977, 196.1978, 196.198, 196.1983 196.1985, 196.1986, 196.192, 196.1994, 196.2001, 196.2002, F.S.)	74,252,890	99,837	0	74,352,727	20
21 \$25,000 Homestead Exemption (196.031, F.S.)	212,850,000	0	0	212,850,000	21
22 Additional \$25,000 Homestead Exemption Age 65 & Older (196.075, F.S.) *	10,928,270	0	0	10,928,270	22
23 Lands Available for Taxes (197.502(7), F.S.)	0	0	0	0	23
24 Homestead Assessment Differential: Just Value Minus Capped Value (193.155, F.S.)	1,369,839,010	0	0	1,369,839,010	24
25 Homestead Assessment Reduction for Parents or Grandparents (193.703, F.S.)	150,740	0	0	150,740	25
26 Disabled Veterans' Homestead Discount (s. 6(g), Art. VII, Florida Constitution)	0	0	0	0	26
27 Taxable Value for Operating Millages (1-2-3-4-5-6-7+8+9+10+11+12+13-14-15-16-17-18-19-20-21-22-23-24-25-26=27)	2,200,067,880	53,667,452	0	2,253,735,332	27
28 Net Assessed Value (1-2-3-4-5-6-7+8+9+10+11+12+13-17-20=28)	3,797,908,930	53,667,452	0	3,851,576,382	28

* Municipality Values ONLY, DO NOT Include County Values

(See Instructions on Reverse Side)

The 2007 (tax year) **Preliminary Recapitulation of the Ad Valorem Assessment Rolls of Cooper City, Broward County, Florida**
(Every space must be filled in. Where there are spaces that are not applicable to your county, write "NONE" or "0" in that space.)

		Just Value	Taxable Value
1	New Construction	29,045,853	3,402,733
2	Additions	0	0
3	Annexations	0	0
4	Deletions	50,104	50,104
5	Rehabilitative Improvements Increasing Assessed Value by at Least 100%	0	0
6	Total TPP taxable value in excess of 115% of Previous year total TPP taxable value	0	0
7	Net New Value (1 + 2 + 3 -4 + 5 = 6)	28,995,749	3,352,629

		Value
1	Reassessed Just Value of Land Designated an Area of Critical State Concern (this amount included in Line 1, Column I, Page One) 193.507, F.S.	0
2	Just Value of Land Designated an Area of Critical State Concern 193.507, F.S.	0
3	Total Taxable Value for Debt Service Levies, if any	2,253,735,332
4	Railroad Property Value (this amount included in Line 1, Column III, Page One)	0
5	Private Car Line Property Value (this amount included in Line 1, Column III, Page One)	0

		Number of Municipality/Special District Parcels
1	Real Property Parcels	10,529
2	Personal Property Accounts	883
3	Homestead Assessment Reductions for Parents or Grandparents.	2
4	Additional Homestead Exemptions for Persons 65 and older	226
5	Disabled Veterans' Homestead Discount (s. 6(g), Art. VII Florida Constitution)	0

MUNICIPALITY/SPECIAL DISTRICTS PORTION ONLY

	Column I Real Property Including Subsurface Rights	Column II Personal Property	Column III Centrally Assessed Property	Column IV Total Property	
1 Just Value (193.011, F.S.)	15,556,514,700	358,217,496	0	15,914,732,196	1
2 Just Value of Land Classified Agricultural (193.114(2)(d), 193.461, F.S.)	0	0	0	0	2
3 Just Value of Land Classified High-Water Recharge (193.625, F.S.) *	0	0	0	0	3
4 Just Value of Conservation Easement, Environmentally Endangered Lands, Park and Outdoor Recreational Land (193.114(2)(d), 193.501, F.S.)	0	0	0	0	4
5 Just Value of Pollution Control Devices (193.621, F.S.)	0	0	0	0	5
6 Just Value of Historic Property used for Commercial Purposes (193.503, F.S.) *	0	0	0	0	6
7 Just Value of Historically Significant Property (193.505, F.S.)	0	0	0	0	7
8 Classified Use Value of Land Classified Agricultural (193.114(2)(d), 193.461, F.S.)	0	0	0	0	8
9 Classified Use Value of Land Classified High-Water Recharge (193.625, F.S.) *	0	0	0	0	9
10 Classified Use Value of Conservation Easement, Environmentally Endangered Lands, Park and Outdoor Recreational Land (193.114(2)(d), 193.501, F.S.)	0	0	0	0	10
11 Classified Use Value of Pollution Control Devices (193.621, F.S.)	0	0	0	0	11
12 Classified Use Value of Historic Property used for Commercial Purposes (193.503, F.S.)*	0	0	0	0	12
13 Classified Use Value of Historically Significant Property (193.505, F.S.)	0	0	0	0	13
14 Historic Property Exemption (196.1961, 196.1997, 196.1998, F.S.) *	0	0	0	0	14
15 Economic Development Exemption (196.1995, F.S.) *	0	0	0	0	15
16 Exemption for Licensed Child Care Facility in Enterprise Zone (196.095, F.S.)	0	0	0	0	16
17 Governmental Exemption (196.199, 196.1993, F.S.)	777,862,750	0	0	777,862,750	17
18 Widows/Widowers Exemption (196.202, F.S.)	590,500	0	0	590,500	18
19 Disability/Blind Exemption (196.081, 196.091, 196.101, 196.202, 196.24, F.S.)	17,516,430	0	0	17,516,430	19
20 Institutional Exemption - Charitable, Religious, Scientific, Literary, Educational (196.196, 196.197, 196.1975, 196.1977, 196.1978, 196.198, 196.1983, 196.1985, 196.1986, 196.192, 196.1994, 196.2001, 196.2002, F.S.)	149,620,590	458,817	0	150,079,407	20
21 \$25,000 Homestead Exemption (196.031, F.S.)	678,835,170	0	0	678,835,170	21
22 Additional \$25,000 Homestead Exemption Age 65 & Older (196.075, F.S.) *	23,112,770	0	0	23,112,770	22
23 Lands Available for Taxes (197.502(7), F.S.)	0	0	0	0	23
24 Homestead Assessment Differential: Just Value Minus Capped Value (193.155, F.S.)	3,874,495,590	0	0	3,874,495,590	24
25 Homestead Assessment Reduction for Parents or Grandparents (193.703, F.S.)	148,420	0	0	148,420	25
26 Disabled Veterans' Homestead Discount (s. 6(g), Art. VII, Florida Constitution)	85,960	0	0	85,960	26
27 Taxable Value for Operating Millages (1-2-3-4-5-6-7+8+9+10+11+12+13-14-15-16-17-18-19-20-21-22-23-24-25-26=27)	10,034,246,520	357,758,679	0	10,392,005,199	27
28 Net Assessed Value (1-2-3-4-5-6-7+8+9+10+11+12+13-17-20=28)	14,629,031,360	357,758,679	0	14,986,790,039	28

* Municipality Values ONLY, DO NOT Include County Values

(See Instructions on Reverse Side)

The 2007 (tax year) **Preliminary Recapitulation of the Ad Valorem Assessment Rolls of Coral Springs, Broward County, Florida**
(Every space must be filled in. Where there are spaces that are not applicable to your county, write "NONE" or "0" in that space.)

		Just Value	Taxable Value
1	New Construction	72,919,881	61,939,941
2	Additions	0	0
3	Annexations	0	0
4	Deletions	17,207,822	15,672,752
5	Rehabilitative Improvements Increasing Assessed Value by at Least 100%	0	0
6	Total TPP taxable value in excess of 115% of Previous year total TPP taxable value	0	0
7	Net New Value (1 + 2 + 3 - 4 + 5 = 6)	55,712,059	46,267,189

		Value
1	Reassessed Just Value of Land Designated an Area of Critical State Concern (this amount included in Line 1, Column I, Page One) 193.507, F.S.	0
2	Just Value of Land Designated an Area of Critical State Concern 193.507, F.S.	0
3	Total Taxable Value for Debt Service Levies, if any	10,392,005,199
4	Railroad Property Value (this amount included in Line 1, Column III, Page One)	0
5	Private Car Line Property Value (this amount included in Line 1, Column III, Page One)	0

		Number of Municipality/Special District Parcels
1	Real Property Parcels	40,710
2	Personal Property Accounts	5,072
3	Homestead Assessment Reductions for Parents or Grandparents.	4
4	Additional Homestead Exemptions for Persons 65 and older	567
5	Disabled Veterans' Homestead Discount (s. 6(g), Art. VII Florida Constitution)	1

MUNICIPALITY/SPECIAL DISTRICTS PORTION ONLY		Column I Real Property Including Subsurface Rights	Column II Personal Property	Column III Centrally Assessed Property	Column IV Total Property	
1	Just Value (193.011, F.S.)	4,133,714,830	433,497,451	2,684,327	4,569,896,608	1
2	Just Value of Land Classified Agricultural (193.114(2)(d), 193.461, F.S.)	31,107,800	0	0	31,107,800	2
3	Just Value of Land Classified High-Water Recharge (193.625, F.S.) *	0	0	0	0	3
4	Just Value of Conservation Easement, Environmentally Endangered Lands, Park and Outdoor Recreational Land (193.114(2)(d), 193.501, F.S.)	0	0	0	0	4
5	Just Value of Pollution Control Devices (193.621, F.S.)	0	0	0	0	5
6	Just Value of Historic Property used for Commercial Purposes (193.503, F.S.) *	0	0	0	0	6
7	Just Value of Historically Significant Property (193.505, F.S.)	0	0	0	0	7
8	Classified Use Value of Land Classified Agricultural (193.114(2)(d), 193.461, F.S.)	14,437,650	0	0	14,437,650	8
9	Classified Use Value of Land Classified High-Water Recharge (193.625, F.S.) *	0	0	0	0	9
10	Classified Use Value of Conservation Easement, Environmentally Endangered Lands, Park and Outdoor Recreational Land (193.114(2)(d), 193.501, F.S.)	0	0	0	0	10
11	Classified Use Value of Pollution Control Devices (193.621, F.S.)	0	0	0	0	11
12	Classified Use Value of Historic Property used for Commercial Purposes (193.503, F.S.)*	0	0	0	0	12
13	Classified Use Value of Historically Significant Property (193.505, F.S.)	0	0	0	0	13
14	Historic Property Exemption (196.1961, 196.1997, 196.1998, F.S.) *	0	0	0	0	14
15	Economic Development Exemption (196.1995, F.S.) *	0	0	0	0	15
16	Exemption for Licensed Child Care Facility in Enterprise Zone (196.095, F.S.)	0	0	0	0	16
17	Governmental Exemption (196.199, 196.1993, F.S.)	248,513,200	0	0	248,513,200	17
18	Widows/Widowers Exemption (196.202, F.S.)	363,000	0	0	363,000	18
19	Disability/Blind Exemption (196.081, 196.091, 196.101, 196.202, 196.24, F.S.)	2,802,010	0	0	2,802,010	19
20	Institutional Exemption - Charitable, Religious, Scientific, Literary, Educational (196.196, 196.197, 196.1975, 196.1977, 196.1978, 196.198, 196.1983, 196.1985, 196.1986, 196.192, 196.1994, 196.2001, 196.2002, F.S.)	69,600,680	4,893,394	0	74,494,074	20
21	\$25,000 Homestead Exemption (196.031, F.S.)	161,532,690	0	0	161,532,690	21
22	Additional \$25,000 Homestead Exemption Age 65 & Older (196.075, F.S.) *	23,020,150	0	0	23,020,150	22
23	Lands Available for Taxes (197.502(7), F.S.)	14,850	0	0	14,850	23
24	Homestead Assessment Differential: Just Value Minus Capped Value (193.155, F.S.)	690,602,980	0	0	690,602,980	24
25	Homestead Assessment Reduction for Parents or Grandparents (193.703, F.S.)	0	0	0	0	25
26	Disabled Veterans' Homestead Discount (s. 6(g), Art. VII, Florida Constitution)	0	0	0	0	26
27	Taxable Value for Operating Millages (1-2-3-4-5-6-7+8+9+10+11+12+13-14-15-16-17-18-19-20-21-22-23-24-25-26=27)	2,920,595,120	428,604,057	2,684,327	3,351,883,504	27
28	Net Assessed Value (1-2-3-4-5-6-7+8+9+10+11+12+13-17-20=28)	3,798,930,800	428,604,057	2,684,327	4,230,219,184	28

* Municipality Values ONLY, DO NOT Include County Values

(See Instructions on Reverse Side)

The 2007 (tax year) **Preliminary Recapitulation of the Ad Valorem Assessment Rolls of Dania Beach, Broward County, Florida**
(Every space must be filled in. Where there are spaces that are not applicable to your county, write "NONE" or "0" in that space.)

		Just Value	Taxable Value
1	New Construction	24,679,571	23,414,811
2	Additions		0
3	Annexations	-44,438,740	0
4	Deletions	5,180,844	3,361,554
5	Rehabilitative Improvements Increasing Assessed Value by at Least 100%	0	0
6	Total TPP taxable value in excess of 115% of Previous year total TPP taxable value	0	0
7	Net New Value (1 + 2 + 3 - 4 + 5 = 6)	-24,940,013	20,053,257

		Value
1	Reassessed Just Value of Land Designated an Area of Critical State Concern (this amount included in Line 1, Column I, Page One) 193.507, F.S.	0
2	Just Value of Land Designated an Area of Critical State Concern 193.507, F.S.	0
3	Total Taxable Value for Debt Service Levies, if any	3,351,883,504
4	Railroad Property Value (this amount included in Line 1, Column III, Page One)	2,436,336
5	Private Car Line Property Value (this amount included in Line 1, Column III, Page One)	247,991

		Number of Municipality/Special District Parcels
1	Real Property Parcels	13,495
2	Personal Property Accounts	3,477
3	Homestead Assessment Reductions for Parents or Grandparents.	0
4	Additional Homestead Exemptions for Persons 65 and older	607
5	Disabled Veterans' Homestead Discount (s. 6(g), Art. VII Florida Constitution)	0

MUNICIPALITY/SPECIAL DISTRICTS PORTION ONLY

	Column I Real Property Including Subsurface Rights	Column II Personal Property	Column III Centrally Assessed Property	Column IV Total Property	
1 Just Value (193.011, F.S.)	13,491,757,520	350,746,414	0	13,842,503,934	1
2 Just Value of Land Classified Agricultural (193.114(2)(d), 193.461, F.S.)	327,859,140	0	0	327,859,140	2
3 Just Value of Land Classified High-Water Recharge (193.625, F.S.) *	0	0	0	0	3
4 Just Value of Conservation Easement, Environmentally Endangered Lands, Park and Outdoor Recreational Land (193.114(2)(d), 193.501, F.S.)	0	0	0	0	4
5 Just Value of Pollution Control Devices (193.621, F.S.)	0	0	0	0	5
6 Just Value of Historic Property used for Commercial Purposes (193.503, F.S.) *	0	0	0	0	6
7 Just Value of Historically Significant Property (193.505, F.S.)	0	0	0	0	7
8 Classified Use Value of Land Classified Agricultural (193.114(2)(d), 193.461, F.S.)	40,447,630	0	0	40,447,630	8
9 Classified Use Value of Land Classified High-Water Recharge (193.625, F.S.) *	0	0	0	0	9
10 Classified Use Value of Conservation Easement, Environmentally Endangered Lands, Park and Outdoor Recreational Land (193.114(2)(d), 193.501, F.S.)	0	0	0	0	10
11 Classified Use Value of Pollution Control Devices (193.621, F.S.)	0	0	0	0	11
12 Classified Use Value of Historic Property used for Commercial Purposes (193.503, F.S.)*	0	0	0	0	12
13 Classified Use Value of Historically Significant Property (193.505, F.S.)	0	0	0	0	13
14 Historic Property Exemption (196.1961, 196.1997, 196.1998, F.S.) *	0	0	0	0	14
15 Economic Development Exemption (196.1995, F.S.) *	0	0	0	0	15
16 Exemption for Licensed Child Care Facility in Enterprise Zone (196.095, F.S.)	0	0	0	0	16
17 Governmental Exemption (196.199, 196.1993, F.S.)	640,828,460	0	0	640,828,460	17
18 Widows/Widowers Exemption (196.202, F.S.)	740,000	2,737	0	742,737	18
19 Disability/Blind Exemption (196.081, 196.091, 196.101, 196.202, 196.24, F.S.)	12,845,320	0	0	12,845,320	19
20 Institutional Exemption - Charitable, Religious, Scientific, Literary, Educational (196.196, 196.197, 196.1975, 196.1977, 196.1978, 196.198, 196.1983, 196.1985, 196.1986, 196.192, 196.1994, 196.2001, 196.2002, F.S.)	469,762,980	874,508	0	470,637,488	20
21 \$25,000 Homestead Exemption (196.031, F.S.)	534,449,510	0	0	534,449,510	21
22 Additional \$25,000 Homestead Exemption Age 65 & Older (196.075, F.S.) *	23,569,730	0	0	23,569,730	22
23 Lands Available for Taxes (197.502(7), F.S.)	272,530	0	0	272,530	23
24 Homestead Assessment Differential: Just Value Minus Capped Value (193.155, F.S.)	3,406,135,260	0	0	3,406,135,260	24
25 Homestead Assessment Reduction for Parents or Grandparents (193.703, F.S.)	330,800	0	0	330,800	25
26 Disabled Veterans' Homestead Discount (s. 6(g), Art. VII, Florida Constitution)	161,330	0	0	161,330	26
27 Taxable Value for Operating Millages (1-2-3-4-5-6-7+8+9+10+11+12+13-14-15-16-17-18-19-20-21-22-23-24-25-26=27)	8,115,250,090	349,869,169	0	8,465,119,259	27
28 Net Assessed Value (1-2-3-4-5-6-7+8+9+10+11+12+13-17-20=28)	12,093,754,570	349,871,906	0	12,443,626,476	28

* Municipality Values ONLY, DO NOT Include County Values

(See Instructions on Reverse Side)

The 2007 (tax year) **Preliminary Recapitulation of the Ad Valorem Assessment Rolls of Davie, Broward County, Florida**
(Every space must be filled in. Where there are spaces that are not applicable to your county, write "NONE" or "0" in that space.)

		Just Value	Taxable Value
1	New Construction	261,655,429	200,379,899
2	Additions	0	0
3	Annexations	-151,660	-264,590
4	Deletions	14,566,355	9,936,375
5	Rehabilitative Improvements Increasing Assessed Value by at Least 100%	0	0
6	Total TPP taxable value in excess of 115% of Previous year total TPP taxable value	0	0
7	Net New Value (1 + 2 + 3 - 4 + 5 = 6)	246,937,414	190,178,934

		Value
1	Reassessed Just Value of Land Designated an Area of Critical State Concern (this amount included in Line 1, Column I, Page One) 193.507, F.S.	0
2	Just Value of Land Designated an Area of Critical State Concern 193.507, F.S.	0
3	Total Taxable Value for Debt Service Levies, if any	8,465,119,259
4	Railroad Property Value (this amount included in Line 1, Column III, Page One)	0
5	Private Car Line Property Value (this amount included in Line 1, Column III, Page One)	0

		Number of Municipality/Special District Parcels
1	Real Property Parcels	31,987
2	Personal Property Accounts	7,158
3	Homestead Assessment Reductions for Parents or Grandparents.	4
4	Additional Homestead Exemptions for Persons 65 and older	1,049
5	Disabled Veterans' Homestead Discount (s. 6(g), Art. VII Florida Constitution)	1

MUNICIPALITY/SPECIAL DISTRICTS PORTION ONLY		Column I Real Property Including Subsurface Rights	Column II Personal Property	Column III Centrally Assessed Property	Column IV Total Property	
1	Just Value (193.011, F.S.)	9,851,100,340	486,996,966	2,021,796	10,340,119,102	1
2	Just Value of Land Classified Agricultural (193.114(2)(d), 193.461, F.S.)	944,690	0	0	944,690	2
3	Just Value of Land Classified High-Water Recharge (193.625, F.S.) *	0	0	0	0	3
4	Just Value of Conservation Easement, Environmentally Endangered Lands, Park and Outdoor Recreational Land (193.114(2)(d), 193.501, F.S.)	0	0	0	0	4
5	Just Value of Pollution Control Devices (193.621, F.S.)	0	0	0	0	5
6	Just Value of Historic Property used for Commercial Purposes (193.503, F.S.) *	0	0	0	0	6
7	Just Value of Historically Significant Property (193.505, F.S.)	0	0	0	0	7
8	Classified Use Value of Land Classified Agricultural (193.114(2)(d), 193.461, F.S.)	473,850	0	0	473,850	8
9	Classified Use Value of Land Classified High-Water Recharge (193.625, F.S.) *	0	0	0	0	9
10	Classified Use Value of Conservation Easement, Environmentally Endangered Lands, Park and Outdoor Recreational Land (193.114(2)(d), 193.501, F.S.)	0	0	0	0	10
11	Classified Use Value of Pollution Control Devices (193.621, F.S.)	0	0	0	0	11
12	Classified Use Value of Historic Property used for Commercial Purposes (193.503, F.S.)*	0	0	0	0	12
13	Classified Use Value of Historically Significant Property (193.505, F.S.)	0	0	0	0	13
14	Historic Property Exemption (196.1961, 196.1997, 196.1998, F.S.) *	0	0	0	0	14
15	Economic Development Exemption (196.1995, F.S.) *	0	0	0	0	15
16	Exemption for Licensed Child Care Facility in Enterprise Zone (196.095, F.S.)	0	0	0	0	16
17	Governmental Exemption (196.199, 196.1993, F.S.)	405,488,220	0	0	405,488,220	17
18	Widows/Widowers Exemption (196.202, F.S.)	1,615,900	816	0	1,616,716	18
19	Disability/Blind Exemption (196.081, 196.091, 196.101, 196.202, 196.24, F.S.)	6,711,210	0	0	6,711,210	19
20	Institutional Exemption - Charitable, Religious, Scientific, Literary, Educational (196.196, 196.197, 196.1975, 196.1977, 196.1978, 196.198, 196.1983, 196.1985, 196.1986, 196.192, 196.1994, 196.2001, 196.2002, F.S.)	111,737,220	518,300	0	112,255,520	20
21	\$25,000 Homestead Exemption (196.031, F.S.)	484,959,530	0	0	484,959,530	21
22	Additional \$25,000 Homestead Exemption Age 65 & Older (196.075, F.S.) *	0	0	0	0	22
23	Lands Available for Taxes (197.502(7), F.S.)	234,310	0	0	234,310	23
24	Homestead Assessment Differential: Just Value Minus Capped Value (193.155, F.S.)	1,969,364,250	0	0	1,969,364,250	24
25	Homestead Assessment Reduction for Parents or Grandparents (193.703, F.S.)	11,890	0	0	11,890	25
26	Disabled Veterans' Homestead Discount (s. 6(g), Art. VII, Florida Constitution)	0	0	0	0	26
27	Taxable Value for Operating Millages (1-2-3-4-5-6-7+8+9+10+11+12+13-14-15-16-17-18-19-20-21-22-23-24-25-26=27)	6,870,506,970	486,477,850	2,021,796	7,359,006,616	27
28	Net Assessed Value (1-2-3-4-5-6-7+8+9+10+11+12+13-17-20=28)	9,333,404,060	486,478,666	2,021,796	9,821,904,522	28

* Municipality Values ONLY, DO NOT Include County Values

(See Instructions on Reverse Side)

The 2007 (tax year) Preliminary Recapitulation of the Ad Valorem Assessment Rolls of Deerfield Beach, Broward County, Florida
(Every space must be filled in. Where there are spaces that are not applicable to your county, write "NONE" or "0" in that space.)

		Just Value	Taxable Value
1	New Construction	60,162,065	56,791,431
2	Additions	0	0
3	Annexations	0	0
4	Deletions	28,008,950	23,514,650
5	Rehabilitative Improvements Increasing Assessed Value by at Least 100%	0	0
6	Total TPP taxable value in excess of 115% of Previous year total TPP taxable value	0	0
7	Net New Value (1 + 2 + 3 - 4 + 5 = 6)	32,153,115	33,276,781

		Value
1	Reassessed Just Value of Land Designated an Area of Critical State Concern (this amount included in Line 1, Column I, Page One) 193.507, F.S.	0
2	Just Value of Land Designated an Area of Critical State Concern 193.507, F.S.	0
3	Total Taxable Value for Debt Service Levies, if any	7,359,006,616
4	Railroad Property Value (this amount included in Line 1, Column III, Page One)	1,671,866
5	Private Car Line Property Value (this amount included in Line 1, Column III, Page One)	349,930

		Number of Municipality/Special District Parcels
1	Real Property Parcels	35,847
2	Personal Property Accounts	5,676
3	Homestead Assessment Reductions for Parents or Grandparents.	1
4	Additional Homestead Exemptions for Persons 65 and older	1,868
5	Disabled Veterans' Homestead Discount (s. 6(g), Art. VII Florida Constitution)	0

MUNICIPALITY/SPECIAL DISTRICTS PORTION ONLY		Column I Real Property Including Subsurface Rights	Column II Personal Property	Column III Centrally Assessed Property	Column IV Total Property	
1	Just Value (193.011, F.S.)	42,585,820,340	1,340,874,713	12,609,576	43,939,304,629	1
2	Just Value of Land Classified Agricultural (193.114(2)(d), 193.461, F.S.)	1,489,960	0	0	1,489,960	2
3	Just Value of Land Classified High-Water Recharge (193.625, F.S.) *	0	0	0	0	3
4	Just Value of Conservation Easement, Environmentally Endangered Lands, Park and Outdoor Recreational Land (193.114(2)(d), 193.501, F.S.)	0	0	0	0	4
5	Just Value of Pollution Control Devices (193.621, F.S.)	0	0	0	0	5
6	Just Value of Historic Property used for Commercial Purposes (193.503, F.S.) *	0	0	0	0	6
7	Just Value of Historically Significant Property (193.505, F.S.)	0	0	0	0	7
8	Classified Use Value of Land Classified Agricultural (193.114(2)(d), 193.461, F.S.)	107,360	0	0	107,360	8
9	Classified Use Value of Land Classified High-Water Recharge (193.625, F.S.) *	0	0	0	0	9
10	Classified Use Value of Conservation Easement, Environmentally Endangered Lands, Park and Outdoor Recreational Land (193.114(2)(d), 193.501, F.S.)	0	0	0	0	10
11	Classified Use Value of Pollution Control Devices (193.621, F.S.)	0	0	0	0	11
12	Classified Use Value of Historic Property used for Commercial Purposes (193.503, F.S.)*	0	0	0	0	12
13	Classified Use Value of Historically Significant Property (193.505, F.S.)	0	0	0	0	13
14	Historic Property Exemption (196.1961, 196.1997, 196.1998, F.S.) *	0	0	0	0	14
15	Economic Development Exemption (196.1995, F.S.) *	0	0	0	0	15
16	Exemption for Licensed Child Care Facility in Enterprise Zone (196.095, F.S.)	0	0	0	0	16
17	Governmental Exemption (196.199, 196.1993, F.S.)	2,581,083,650	0	0	2,581,083,650	17
18	Widows/Widowers Exemption (196.202, F.S.)	1,913,500	1,688	0	1,915,188	18
19	Disability/Blind Exemption (196.081, 196.091, 196.101, 196.202, 196.24, F.S.)	31,936,810	0	0	31,936,810	19
20	Institutional Exemption - Charitable, Religious, Scientific, Literary, Educational (196.196, 196.197, 196.1975, 196.1977, 196.1978, 196.198, 196.1983, 196.1985, 196.1986, 196.192, 196.1994, 196.2001, 196.2002, F.S.)	863,089,020	22,684,852	0	885,773,872	20
21	\$25,000 Homestead Exemption (196.031, F.S.)	999,597,540	0	0	999,597,540	21
22	Additional \$25,000 Homestead Exemption Age 65 & Older (196.075, F.S.) *	83,439,450	0	0	83,439,450	22
23	Lands Available for Taxes (197.502(7), F.S.)	73,900	0	0	73,900	23
24	Homestead Assessment Differential: Just Value Minus Capped Value (193.155, F.S.)	7,980,222,210	0	0	7,980,222,210	24
25	Homestead Assessment Reduction for Parents or Grandparents (193.703, F.S.)	454,830	0	0	454,830	25
26	Disabled Veterans' Homestead Discount (s. 6(g), Art. VII, Florida Constitution)	356,690	0	0	356,690	26
27	Taxable Value for Operating Millages (1-2-3-4-5-6-7+8+9+10+11+12+13-14-15-16-17-18-19-20-21-22-23-24-25-26=27)	30,042,270,140	1,318,188,173	12,609,576	31,373,067,889	27
28	Net Assessed Value (1-2-3-4-5-6-7+8+9+10+11+12+13-17-20=28)	39,140,265,070	1,318,189,861	12,609,576	40,471,064,507	28

* Municipality Values ONLY, DO NOT Include County Values

(See Instructions on Reverse Side)

The 2007 (tax year) **Preliminary Recapitulation of the Ad Valorem Assessment Rolls of Fort Lauderdale, Broward County, Florida**
(Every space must be filled in. Where there are spaces that are not applicable to your county, write "NONE" or "0" in that space.)

		Just Value	Taxable Value
1	New Construction	948,761,877	867,863,327
2	Additions	0	0
3	Annexations	699,660	331,820
4	Deletions	213,815,678	110,998,368
5	Rehabilitative Improvements Increasing Assessed Value by at Least 100%	0	0
6	Total TPP taxable value in excess of 115% of Previous year total TPP taxable value	0	0
7	Net New Value (1 + 2 + 3 - 4 + 5 = 6)	735,645,859	757,196,779

		Value
1	Reassessed Just Value of Land Designated an Area of Critical State Concern (this amount included in Line 1, Column I, Page One) 193.507, F.S.	0
2	Just Value of Land Designated an Area of Critical State Concern 193.507, F.S.	0
3	Total Taxable Value for Debt Service Levies, if any	31,373,067,889
4	Railroad Property Value (this amount included in Line 1, Column III, Page One)	11,585,299
5	Private Car Line Property Value (this amount included in Line 1, Column III, Page One)	1,024,277

		Number of Municipality/Special District Parcels
1	Real Property Parcels	82,519
2	Personal Property Accounts	19,701
3	Homestead Assessment Reductions for Parents or Grandparents.	6
4	Additional Homestead Exemptions for Persons 65 and older	2,028
5	Disabled Veterans' Homestead Discount (s. 6(g), Art. VII Florida Constitution)	1

MUNICIPALITY/SPECIAL DISTRICTS PORTION ONLY		Column I Real Property Including Subsurface Rights	Column II Personal Property	Column III Centrally Assessed Property	Column IV Total Property	
1	Just Value (193.011, F.S.)	6,297,331,160	99,017,059	865,426	6,397,213,645	1
2	Just Value of Land Classified Agricultural (193.114(2)(d), 193.461, F.S.)	0	0	0	0	2
3	Just Value of Land Classified High-Water Recharge (193.625, F.S.) *	0	0	0	0	3
4	Just Value of Conservation Easement, Environmentally Endangered Lands, Park and Outdoor Recreational Land (193.114(2)(d), 193.501, F.S.)	0	0	0	0	4
5	Just Value of Pollution Control Devices (193.621, F.S.)	0	0	0	0	5
6	Just Value of Historic Property used for Commercial Purposes (193.503, F.S.) *	0	0	0	0	6
7	Just Value of Historically Significant Property (193.505, F.S.)	0	0	0	0	7
8	Classified Use Value of Land Classified Agricultural (193.114(2)(d), 193.461, F.S.)	0	0	0	0	8
9	Classified Use Value of Land Classified High-Water Recharge (193.625, F.S.) *	0	0	0	0	9
10	Classified Use Value of Conservation Easement, Environmentally Endangered Lands, Park and Outdoor Recreational Land (193.114(2)(d), 193.501, F.S.)	0	0	0	0	10
11	Classified Use Value of Pollution Control Devices (193.621, F.S.)	0	0	0	0	11
12	Classified Use Value of Historic Property used for Commercial Purposes (193.503, F.S.)*	0	0	0	0	12
13	Classified Use Value of Historically Significant Property (193.505, F.S.)	0	0	0	0	13
14	Historic Property Exemption (196.1961, 196.1997, 196.1998, F.S.) *	0	0	0	0	14
15	Economic Development Exemption (196.1995, F.S.) *	0	0	0	0	15
16	Exemption for Licensed Child Care Facility in Enterprise Zone (196.095, F.S.)	0	0	0	0	16
17	Governmental Exemption (196.199, 196.1993, F.S.)	93,736,110	0	0	93,736,110	17
18	Widows/Widowers Exemption (196.202, F.S.)	879,500	0	0	879,500	18
19	Disability/Blind Exemption (196.081, 196.091, 196.101, 196.202, 196.24, F.S.)	3,070,020	0	0	3,070,020	19
20	Institutional Exemption - Charitable, Religious, Scientific, Literary, Educational (196.196, 196.197, 196.1975, 196.1977, 196.1978, 196.198, 196.1983, 196.1985, 196.1986, 196.192, 196.1994, 196.2001, 196.2002, F.S.)	41,900,000	897,135	0	42,797,135	20
21	\$25,000 Homestead Exemption (196.031, F.S.)	241,398,880	0	0	241,398,880	21
22	Additional \$25,000 Homestead Exemption Age 65 & Older (196.075, F.S.) *	27,493,760	0	0	27,493,760	22
23	Lands Available for Taxes (197.502(7), F.S.)	24,790	0	0	24,790	23
24	Homestead Assessment Differential: Just Value Minus Capped Value (193.155, F.S.)	1,141,163,670	0	0	1,141,163,670	24
25	Homestead Assessment Reduction for Parents or Grandparents (193.703, F.S.)	0	0	0	0	25
26	Disabled Veterans' Homestead Discount (s. 6(g), Art. VII, Florida Constitution)	0	0	0	0	26
27	Taxable Value for Operating Millages (1-2-3-4-5-6-7+8+9+10+11+12+13-14-15-16-17-18-19-20-21-22-23-24-25-26=27)	4,747,664,430	98,119,924	865,426	4,846,649,780	27
28	Net Assessed Value (1-2-3-4-5-6-7+8+9+10+11+12+13-17-20=28)	6,161,695,050	98,119,924	865,426	6,260,680,400	28

* Municipality Values ONLY, DO NOT Include County Values

(See Instructions on Reverse Side)

The 2007 (tax year) Preliminary Recapitulation of the Ad Valorem Assessment Rolls of Hallandale Beach, Broward County, Florida
(Every space must be filled in. Where there are spaces that are not applicable to your county, write "NONE" or "0" in that space.)

		Just Value	Taxable Value
1	New Construction	261,145,539	249,682,089
2	Additions	0	0
3	Annexations	0	0
4	Deletions	10,484,810	10,420,800
5	Rehabilitative Improvements Increasing Assessed Value by at Least 100%	0	0
6	Total TPP taxable value in excess of 115% of Previous year total TPP taxable value	0	0
7	Net New Value (1 + 2 + 3 -4 + 5 = 6)	250,660,729	239,261,289

		Value
1	Reassessed Just Value of Land Designated an Area of Critical State Concern (this amount included in Line 1, Column I, Page One) 193.507, F.S.	0
2	Just Value of Land Designated an Area of Critical State Concern 193.507, F.S.	0
3	Total Taxable Value for Debt Service Levies, if any	4,846,649,780
4	Railroad Property Value (this amount included in Line 1, Column III, Page One)	764,590
5	Private Car Line Property Value (this amount included in Line 1, Column III, Page One)	100,836

		Number of Municipality/Special District Parcels
1	Real Property Parcels	24,230
2	Personal Property Accounts	3,259
3	Homestead Assessment Reductions for Parents or Grandparents.	0
4	Additional Homestead Exemptions for Persons 65 and older	1,226
5	Disabled Veterans' Homestead Discount (s. 6(g), Art. VII Florida Constitution)	0

MUNICIPALITY/SPECIAL DISTRICTS PORTION ONLY		Column I Real Property Including Subsurface Rights	Column II Personal Property	Column III Centrally Assessed Property	Column IV Total Property	
1	Just Value (193.011, F.S.)	1,492,861,620	4,771,687	0	1,497,633,307	1
2	Just Value of Land Classified Agricultural (193.114(2)(d), 193.461, F.S.)	0	0	0	0	2
3	Just Value of Land Classified High-Water Recharge (193.625, F.S.) *	0	0	0	0	3
4	Just Value of Conservation Easement, Environmentally Endangered Lands, Park and Outdoor Recreational Land (193.114(2)(d), 193.501, F.S.)	0	0	0	0	4
5	Just Value of Pollution Control Devices (193.621, F.S.)	0	0	0	0	5
6	Just Value of Historic Property used for Commercial Purposes (193.503, F.S.) *	0	0	0	0	6
7	Just Value of Historically Significant Property (193.505, F.S.)	0	0	0	0	7
8	Classified Use Value of Land Classified Agricultural (193.114(2)(d), 193.461, F.S.)	0	0	0	0	8
9	Classified Use Value of Land Classified High-Water Recharge (193.625, F.S.) *	0	0	0	0	9
10	Classified Use Value of Conservation Easement, Environmentally Endangered Lands, Park and Outdoor Recreational Land (193.114(2)(d), 193.501, F.S.)	0	0	0	0	10
11	Classified Use Value of Pollution Control Devices (193.621, F.S.)	0	0	0	0	11
12	Classified Use Value of Historic Property used for Commercial Purposes (193.503, F.S.)*	0	0	0	0	12
13	Classified Use Value of Historically Significant Property (193.505, F.S.)	0	0	0	0	13
14	Historic Property Exemption (196.1961, 196.1997, 196.1998, F.S.) *	0	0	0	0	14
15	Economic Development Exemption (196.1995, F.S.) *	0	0	0	0	15
16	Exemption for Licensed Child Care Facility in Enterprise Zone (196.095, F.S.)	0	0	0	0	16
17	Governmental Exemption (196.199, 196.1993, F.S.)	6,202,480	0	0	6,202,480	17
18	Widows/Widowers Exemption (196.202, F.S.)	84,500	0	0	84,500	18
19	Disability/Blind Exemption (196.081, 196.091, 196.101, 196.202, 196.24, F.S.)	676,680	0	0	676,680	19
20	Institutional Exemption - Charitable, Religious, Scientific, Literary, Educational (196.196, 196.197, 196.1975, 196.1977, 196.1978, 196.198, 196.1983, 196.1985, 196.1986, 196.192, 196.1994, 196.2001, 196.2002, F.S.)	0	0	0	0	20
21	\$25,000 Homestead Exemption (196.031, F.S.)	22,175,000	0	0	22,175,000	21
22	Additional \$25,000 Homestead Exemption Age 65 & Older (196.075, F.S.) *	0	0	0	0	22
23	Lands Available for Taxes (197.502(7), F.S.)	0	0	0	0	23
24	Homestead Assessment Differential: Just Value Minus Capped Value (193.155, F.S.)	281,980,880	0	0	281,980,880	24
25	Homestead Assessment Reduction for Parents or Grandparents (193.703, F.S.)	0	0	0	0	25
26	Disabled Veterans' Homestead Discount (s. 6(g), Art. VII, Florida Constitution)	0	0	0	0	26
27	Taxable Value for Operating Millages (1-2-3-4-5-6-7+8+9+10+11+12+13-14-15-16-17-18-19-20-21-22-23-24-25-26=27)	1,181,742,080	4,771,687	0	1,186,513,767	27
28	Net Assessed Value (1-2-3-4-5-6-7+8+9+10+11+12+13-17-20=28)	1,486,659,140	4,771,687	0	1,491,430,827	28

* Municipality Values ONLY, DO NOT Include County Values

(See Instructions on Reverse Side)

The 2007 (tax year) **Preliminary Recapitulation of the Ad Valorem Assessment Rolls of Hillsboro Beach, Broward County, Florida**
(Every space must be filled in. Where there are spaces that are not applicable to your county, write "NONE" or "0" in that space.)

		Just Value	Taxable Value
1	New Construction	9,396,850	9,396,850
2	Additions	0	0
3	Annexations	0	0
4	Deletions	1,357,410	1,092,220
5	Rehabilitative Improvements Increasing Assessed Value by at Least 100%	0	0
6	Total TPP taxable value in excess of 115% of Previous year total TPP taxable	0	0
7	Net New Value (1 + 2 + 3 -4 + 5 = 6)	8,039,440	8,304,630

		Value
1	Reassessed Just Value of Land Designated an Area of Critical State Concern (this amount included in Line 1, Column I, Page One) 193.507, F.S.	0
2	Just Value of Land Designated an Area of Critical State Concern 193.507, F.S.	0
3	Total Taxable Value for Debt Service Levies, if any	1,186,513,767
4	Railroad Property Value (this amount included in Line 1, Column III, Page One)	0
5	Private Car Line Property Value (this amount included in Line 1, Column III, Page One)	0

		Number of Municipality/Special District Parcels
1	Real Property Parcels	2,240
2	Personal Property Accounts	63
3	Homestead Assessment Reductions for Parents or Grandparents.	0
4	Additional Homestead Exemptions for Persons 65 and older	48
5	Disabled Veterans' Homestead Discount (s. 6(g), Art. VII Florida Constitution)	0

MUNICIPALITY/SPECIAL DISTRICTS PORTION ONLY

	Column I Real Property Including Subsurface Rights	Column II Personal Property	Column III Centrally Assessed Property	Column IV Total Property	
1 Just Value (193.011, F.S.)	20,809,613,310	708,255,950	2,276,058	21,520,145,318	1
2 Just Value of Land Classified Agricultural (193.114(2)(d), 193.461, F.S.)	8,697,550	0	0	8,697,550	2
3 Just Value of Land Classified High-Water Recharge (193.625, F.S.) *	0	0	0	0	3
4 Just Value of Conservation Easement, Environmentally Endangered Lands, Park and Outdoor Recreational Land (193.114(2)(d), 193.501, F.S.)	0	0	0	0	4
5 Just Value of Pollution Control Devices (193.621, F.S.)	0	0	0	0	5
6 Just Value of Historic Property used for Commercial Purposes (193.503, F.S.) *	0	0	0	0	6
7 Just Value of Historically Significant Property (193.505, F.S.)	0	0	0	0	7
8 Classified Use Value of Land Classified Agricultural (193.114(2)(d), 193.461, F.S.)	2,137,140	0	0	2,137,140	8
9 Classified Use Value of Land Classified High-Water Recharge (193.625, F.S.) *	0	0	0	0	9
10 Classified Use Value of Conservation Easement, Environmentally Endangered Lands, Park and Outdoor Recreational Land (193.114(2)(d), 193.501, F.S.)	0	0	0	0	10
11 Classified Use Value of Pollution Control Devices (193.621, F.S.)	0	0	0	0	11
12 Classified Use Value of Historic Property used for Commercial Purposes (193.503, F.S.)*	0	0	0	0	12
13 Classified Use Value of Historically Significant Property (193.505, F.S.)	0	0	0	0	13
14 Historic Property Exemption (196.1961, 196.1997, 196.1998, F.S.) *	0	0	0	0	14
15 Economic Development Exemption (196.1995, F.S.) *	0	0	0	0	15
16 Exemption for Licensed Child Care Facility in Enterprise Zone (196.095, F.S.)	0	0	0	0	16
17 Governmental Exemption (196.199, 196.1993, F.S.)	1,346,412,750	0	0	1,346,412,750	17
18 Widows/Widowers Exemption (196.202, F.S.)	1,902,500	0	0	1,902,500	18
19 Disability/Blind Exemption (196.081, 196.091, 196.101, 196.202, 196.24, F.S.)	20,284,330	0	0	20,284,330	19
20 Institutional Exemption - Charitable, Religious, Scientific, Literary, Educational (196.196, 196.197, 196.1975, 196.1977, 196.1978, 196.198, 196.1983, 196.1985, 196.1986, 196.192, 196.1994, 196.2001, 196.2002, F.S.)	329,603,090	3,764,028	0	333,367,118	20
21 \$25,000 Homestead Exemption (196.031, F.S.)	847,956,130	0	0	847,956,130	21
22 Additional \$25,000 Homestead Exemption Age 65 & Older (196.075, F.S.) *	59,127,030	0	0	59,127,030	22
23 Lands Available for Taxes (197.502(7), F.S.)	0	0	0	0	23
24 Homestead Assessment Differential: Just Value Minus Capped Value (193.155, F.S.)	4,669,913,800	0	0	4,669,913,800	24
25 Homestead Assessment Reduction for Parents or Grandparents (193.703, F.S.)	106,000	0	0	106,000	25
26 Disabled Veterans' Homestead Discount (s. 6(g), Art. VII, Florida Constitution)	69,150	0	0	69,150	26
27 Taxable Value for Operating Millages (1-2-3-4-5-6-7+8+9+10+11+12+13-14-15-16-17-18-19-20-21-22-23-24-25-26=27)	13,527,678,120	704,491,922	2,276,058	14,234,446,100	27
28 Net Assessed Value (1-2-3-4-5-6-7+8+9+10+11+12+13-17-20=28)	19,127,037,060	704,491,922	2,276,058	19,833,805,040	28

* Municipality Values ONLY, DO NOT Include County Values

(See Instructions on Reverse Side)

The 2007 (tax year) **Preliminary Recapitulation of the Ad Valorem Assessment Rolls of Hollywood, Broward County, Florida**
(Every space must be filled in. Where there are spaces that are not applicable to your county, write "NONE" or "0" in that space.)

		Just Value	Taxable Value
1	New Construction	441,745,815	364,572,675
2	Additions	0	0
3	Annexations	-2,838,370	0
4	Deletions	32,559,234	27,541,244
5	Rehabilitative Improvements Increasing Assessed Value by at Least 100%	0	0
6	Total TPP taxable value in excess of 115% of Previous year total TPP taxable value	0	0
7	Net New Value (1 + 2 + 3 - 4 + 5 = 6)	406,348,211	337,031,431

		Value
1	Reassessed Just Value of Land Designated an Area of Critical State Concern (this amount included in Line 1, Column I, Page One) 193.507, F.S.	0
2	Just Value of Land Designated an Area of Critical State Concern 193.507, F.S.	0
3	Total Taxable Value for Debt Service Levies, if any	14,234,446,100
4	Railroad Property Value (this amount included in Line 1, Column III, Page One)	2,101,393
5	Private Car Line Property Value (this amount included in Line 1, Column III, Page One)	174,665

Number of Municipality/Special District Parcels		
1	Real Property Parcels	59,673
2	Personal Property Accounts	10,219
3	Homestead Assessment Reductions for Parents or Grandparents.	2
4	Additional Homestead Exemptions for Persons 65 and older	2,621
5	Disabled Veterans' Homestead Discount (s. 6(g), Art. VII Florida Constitution)	2

MUNICIPALITY/SPECIAL DISTRICTS PORTION ONLY		Column I Real Property Including Subsurface Rights	Column II Personal Property	Column III Centrally Assessed Property	Column IV Total Property	
1	Just Value (193.011, F.S.)	2,902,822,720	16,826,022	0	2,919,648,742	1
2	Just Value of Land Classified Agricultural (193.114(2)(d), 193.461, F.S.)	0	0	0	0	2
3	Just Value of Land Classified High-Water Recharge (193.625, F.S.) *	0	0	0	0	3
4	Just Value of Conservation Easement, Environmentally Endangered Lands, Park and Outdoor Recreational Land (193.114(2)(d), 193.501, F.S.)	0	0	0	0	4
5	Just Value of Pollution Control Devices (193.621, F.S.)	0	0	0	0	5
6	Just Value of Historic Property used for Commercial Purposes (193.503, F.S.) *	0	0	0	0	6
7	Just Value of Historically Significant Property (193.505, F.S.)	0	0	0	0	7
8	Classified Use Value of Land Classified Agricultural (193.114(2)(d), 193.461, F.S.)	0	0	0	0	8
9	Classified Use Value of Land Classified High-Water Recharge (193.625, F.S.) *	0	0	0	0	9
10	Classified Use Value of Conservation Easement, Environmentally Endangered Lands, Park and Outdoor Recreational Land (193.114(2)(d), 193.501, F.S.)	0	0	0	0	10
11	Classified Use Value of Pollution Control Devices (193.621, F.S.)	0	0	0	0	11
12	Classified Use Value of Historic Property used for Commercial Purposes (193.503, F.S.)*	0	0	0	0	12
13	Classified Use Value of Historically Significant Property (193.505, F.S.)	0	0	0	0	13
14	Historic Property Exemption (196.1961, 196.1997, 196.1998, F.S.) *	0	0	0	0	14
15	Economic Development Exemption (196.1995, F.S.) *	0	0	0	0	15
16	Exemption for Licensed Child Care Facility in Enterprise Zone (196.095, F.S.)	0	0	0	0	16
17	Governmental Exemption (196.199, 196.1993, F.S.)	10,909,040	0	0	10,909,040	17
18	Widows/Widowers Exemption (196.202, F.S.)	196,500	0	0	196,500	18
19	Disability/Blind Exemption (196.081, 196.091, 196.101, 196.202, 196.24, F.S.)	2,077,950	0	0	2,077,950	19
20	Institutional Exemption - Charitable, Religious, Scientific, Literary, Educational (196.196, 196.197, 196.1975, 196.1977, 196.1978, 196.198, 196.1983, 196.1985, 196.1986, 196.192, 196.1994, 196.2001, 196.2002, F.S.)	6,727,020	1,564	0	6,728,584	20
21	\$25,000 Homestead Exemption (196.031, F.S.)	60,850,000	0	0	60,850,000	21
22	Additional \$25,000 Homestead Exemption Age 65 & Older (196.075, F.S.) *	7,325,940	0	0	7,325,940	22
23	Lands Available for Taxes (197.502(7), F.S.)	0	0	0	0	23
24	Homestead Assessment Differential: Just Value Minus Capped Value (193.155, F.S.)	499,144,800	0	0	499,144,800	24
25	Homestead Assessment Reduction for Parents or Grandparents (193.703, F.S.)	0	0	0	0	25
26	Disabled Veterans' Homestead Discount (s. 6(g), Art. VII, Florida Constitution)	0	0	0	0	26
27	Taxable Value for Operating Millages (1-2-3-4-5-6-7+8+9+10+11+12+13-14-15-16-17-18-19-20-21-22-23-24-25-26=27)	2,315,591,470	16,824,458	0	2,332,415,928	27
28	Net Assessed Value (1-2-3-4-5-6-7+8+9+10+11+12+13-17-20=28)	2,885,186,660	16,824,458	0	2,902,011,118	28

* Municipality Values ONLY, DO NOT Include County Values

(See Instructions on Reverse Side)

The 2007 (tax year) **Preliminary Recapitulation of the Ad Valorem Assessment Rolls of Lauderdale By The Sea, Broward County, Florida**
(Every space must be filled in. Where there are spaces that are not applicable to your county, write "NONE" or "0" in that space.)

		Just Value	Taxable Value
1	New Construction	62,326,732	62,326,732
2	Additions	0	0
3	Annexations	0	0
4	Deletions	446,960	446,960
5	Rehabilitative Improvements Increasing Assessed Value by at Least 100%	0	0
6	Total TPP taxable value in excess of 115% of Previous year total TPP taxable value	0	0
7	Net New Value (1 + 2 + 3 - 4 + 5 = 6)	61,879,772	61,879,772

		Value
1	Reassessed Just Value of Land Designated an Area of Critical State Concern (this amount included in Line 1, Column I, Page One) 193.507, F.S.	0
2	Just Value of Land Designated an Area of Critical State Concern 193.507, F.S.	0
3	Total Taxable Value for Debt Service Levies, if any	2,332,415,928
4	Railroad Property Value (this amount included in Line 1, Column III, Page One)	0
5	Private Car Line Property Value (this amount included in Line 1, Column III, Page One)	0

		Number of Municipality/Special District Parcels
1	Real Property Parcels	6,350
2	Personal Property Accounts	603
3	Homestead Assessment Reductions for Parents or Grandparents.	0
4	Additional Homestead Exemptions for Persons 65 and older	156
5	Disabled Veterans' Homestead Discount (s. 6(g), Art. VII Florida Constitution)	0

MUNICIPALITY/SPECIAL DISTRICTS PORTION ONLY

	Column I Real Property Including Subsurface Rights	Column II Personal Property	Column III Centrally Assessed Property	Column IV Total Property	
1 Just Value (193.011, F.S.)	2,124,482,200	90,694,154	0	2,215,176,354	1
2 Just Value of Land Classified Agricultural (193.114(2)(d), 193.461, F.S.)	0	0	0	0	2
3 Just Value of Land Classified High-Water Recharge (193.625, F.S.) *	0	0	0	0	3
4 Just Value of Conservation Easement, Environmentally Endangered Lands, Park and Outdoor Recreational Land (193.114(2)(d), 193.501, F.S.)	0	0	0	0	4
5 Just Value of Pollution Control Devices (193.621, F.S.)	0	0	0	0	5
6 Just Value of Historic Property used for Commercial Purposes (193.503, F.S.) *	0	0	0	0	6
7 Just Value of Historically Significant Property (193.505, F.S.)	0	0	0	0	7
8 Classified Use Value of Land Classified Agricultural (193.114(2)(d), 193.461, F.S.)	0	0	0	0	8
9 Classified Use Value of Land Classified High-Water Recharge (193.625, F.S.) *	0	0	0	0	9
10 Classified Use Value of Conservation Easement, Environmentally Endangered Lands, Park and Outdoor Recreational Land (193.114(2)(d), 193.501, F.S.)	0	0	0	0	10
11 Classified Use Value of Pollution Control Devices (193.621, F.S.)	0	0	0	0	11
12 Classified Use Value of Historic Property used for Commercial Purposes (193.503, F.S.)*	0	0	0	0	12
13 Classified Use Value of Historically Significant Property (193.505, F.S.)	0	0	0	0	13
14 Historic Property Exemption (196.1961, 196.1997, 196.1998, F.S.) *	0	0	0	0	14
15 Economic Development Exemption (196.1995, F.S.) *	0	0	0	0	15
16 Exemption for Licensed Child Care Facility in Enterprise Zone (196.095, F.S.)	0	0	0	0	16
17 Governmental Exemption (196.199, 196.1993, F.S.)	117,558,970	0	0	117,558,970	17
18 Widows/Widowers Exemption (196.202, F.S.)	337,000	0	0	337,000	18
19 Disability/Blind Exemption (196.081, 196.091, 196.101, 196.202, 196.24, F.S.)	1,103,080	0	0	1,103,080	19
20 Institutional Exemption - Charitable, Religious, Scientific, Literary, Educational (196.196, 196.197, 196.1975, 196.1977, 196.1978, 196.198, 196.1983 196.1985, 196.1986, 196.192, 196.1994, 196.2001, 196.2002, F.S.)	105,741,530	831,260	0	106,572,790	20
21 \$25,000 Homestead Exemption (196.031, F.S.)	157,595,300	0	0	157,595,300	21
22 Additional \$25,000 Homestead Exemption Age 65 & Older (196.075, F.S.) *	10,224,260	0	0	10,224,260	22
23 Lands Available for Taxes (197.502(7), F.S.)	15,030	0	0	15,030	23
24 Homestead Assessment Differential: Just Value Minus Capped Value (193.155, F.S.)	468,046,490	0	0	468,046,490	24
25 Homestead Assessment Reduction for Parents or Grandparents (193.703, F.S.)	0	0	0	0	25
26 Disabled Veterans' Homestead Discount (s. 6(g), Art. VII, Florida Constitution)	29,000	0	0	29,000	26
27 Taxable Value for Operating Millages (1-2-3-4-5-6-7+8+9+10+11+12+13-14-15-16-17-18-19-20-21-22-23-24-25-26=27)	1,263,831,540	89,862,894	0	1,353,694,434	27
28 Net Assessed Value (1-2-3-4-5-6-7+8+9+10+11+12+13-17-20=28)	1,901,181,700	89,862,894	0	1,991,044,594	28

* Municipality Values ONLY, DO NOT include County Values

(See Instructions on Reverse Side)

The 2007 (tax year) **Preliminary Recapitulation of the Ad Valorem Assessment Rolls of Lauderdale Lakes, Broward County, Florida**
(Every space must be filled in. Where there are spaces that are not applicable to your county, write "NONE" or "0" in that space.)

		Just Value	Taxable Value
1	New Construction	18,831,209	14,889,029
2	Additions	0	0
3	Annexations	640,800	0
4	Deletions	0	0
5	Rehabilitative Improvements Increasing Assessed Value by at Least 100%	0	0
6	Total TPP taxable value in excess of 115% of Previous year total TPP taxable value	0	0
7	Net New Value (1 + 2 + 3 - 4 + 5 = 6)	19,472,009	14,889,029

		Value
1	Reassessed Just Value of Land Designated an Area of Critical State Concern (this amount included in Line 1, Column I, Page One) 193.507, F.S.	0
2	Just Value of Land Designated an Area of Critical State Concern 193.507, F.S.	0
3	Total Taxable Value for Debt Service Levies, if any	1,353,694,434
4	Railroad Property Value (this amount included in Line 1, Column III, Page One)	0
5	Private Car Line Property Value (this amount included in Line 1, Column III, Page One)	0

		Number of Municipality/Special District Parcels
1	Real Property Parcels	12,224
2	Personal Property Accounts	1,183
3	Homestead Assessment Reductions for Parents or Grandparents.	0
4	Additional Homestead Exemptions for Persons 65 and older	573
5	Disabled Veterans' Homestead Discount (s. 6(g), Art. VII Florida Constitution)	1

MUNICIPALITY/SPECIAL DISTRICTS PORTION ONLY

	Column I Real Property Including Subsurface Rights	Column II Personal Property	Column III Centrally Assessed Property	Column IV Total Property	
1 Just Value (193.011, F.S.)	4,830,381,480	113,855,717	0	4,944,237,197	1
2 Just Value of Land Classified Agricultural (193.114(2)(d), 193.461, F.S.)	0	0	0	0	2
3 Just Value of Land Classified High-Water Recharge (193.625, F.S.) *	0	0	0	0	3
4 Just Value of Conservation Easement, Environmentally Endangered Lands, Park and Outdoor Recreational Land (193.114(2)(d), 193.501, F.S.)	0	0	0	0	4
5 Just Value of Pollution Control Devices (193.621, F.S.)	0	0	0	0	5
6 Just Value of Historic Property used for Commercial Purposes (193.503, F.S.) *	0	0	0	0	6
7 Just Value of Historically Significant Property (193.505, F.S.)	0	0	0	0	7
8 Classified Use Value of Land Classified Agricultural (193.114(2)(d), 193.461, F.S.)	0	0	0	0	8
9 Classified Use Value of Land Classified High-Water Recharge (193.625, F.S.) *	0	0	0	0	9
10 Classified Use Value of Conservation Easement, Environmentally Endangered Lands, Park and Outdoor Recreational Land (193.114(2)(d), 193.501, F.S.)	0	0	0	0	10
11 Classified Use Value of Pollution Control Devices (193.621, F.S.)	0	0	0	0	11
12 Classified Use Value of Historic Property used for Commercial Purposes (193.503, F.S.)*	0	0	0	0	12
13 Classified Use Value of Historically Significant Property (193.505, F.S.)	0	0	0	0	13
14 Historic Property Exemption (196.1961, 196.1997, 196.1998, F.S.) *	0	0	0	0	14
15 Economic Development Exemption (196.1995, F.S.) *	0	0	0	0	15
16 Exemption for Licensed Child Care Facility in Enterprise Zone (196.095, F.S.)	0	0	0	0	16
17 Governmental Exemption (196.199, 196.1993, F.S.)	246,285,210	0	0	246,285,210	17
18 Widows/Widowers Exemption (196.202, F.S.)	765,000	0	0	765,000	18
19 Disability/Blind Exemption (196.081, 196.091, 196.101, 196.202, 196.24, F.S.)	5,224,510	0	0	5,224,510	19
20 Institutional Exemption - Charitable, Religious, Scientific, Literary, Educational (196.196, 196.197, 196.1975, 196.1977, 196.1978, 196.198, 196.1983, 196.1985, 196.1986, 196.192, 196.1994, 196.2001, 196.2002, F.S.)	89,851,080	2,586,537	0	92,437,617	20
21 \$25,000 Homestead Exemption (196.031, F.S.)	357,843,270	0	0	357,843,270	21
22 Additional \$25,000 Homestead Exemption Age 65 & Older (196.075, F.S.) *	19,842,490	0	0	19,842,490	22
23 Lands Available for Taxes (197.502(7), F.S.)	0	0	0	0	23
24 Homestead Assessment Differential: Just Value Minus Capped Value (193.155, F.S.)	1,179,281,770	0	0	1,179,281,770	24
25 Homestead Assessment Reduction for Parents or Grandparents (193.703, F.S.)	0	0	0	0	25
26 Disabled Veterans' Homestead Discount (s. 6(g), Art. VII, Florida Constitution)	0	0	0	0	26
27 Taxable Value for Operating Millages (1-2-3-4-5-6-7+8+9+10+11+12+13-14-15-16-17-18-19-20-21-22-23-24-25-26=27)	2,931,288,150	111,269,180	0	3,042,557,330	27
28 Net Assessed Value (1-2-3-4-5-6-7+8+9+10+11+12+13-17-20=28)	4,494,245,190	111,269,180	0	4,605,514,370	28

* Municipality Values ONLY, DO NOT include County Values

(See Instructions on Reverse Side)

The 2007 (tax year) **Preliminary Recapitulation of the Ad Valorem Assessment Rolls of Lauderhill, Broward County, Florida**
(Every space must be filled in. Where there are spaces that are not applicable to your county, write "NONE" or "0" in that space.)

		Just Value	Taxable Value
1	New Construction	29,376,005	18,044,975
2	Additions	0	0
3	Annexations	67,080	0
4	Deletions	2,092,280	2,092,280
5	Rehabilitative Improvements Increasing Assessed Value by at Least 100%	0	0
6	Total TPP taxable value in excess of 115% of Previous year total TPP taxable value	0	0
7	Net New Value (1 + 2 + 3 - 4 + 5 = 6)	27,350,805	15,952,695

		Value
1	Reassessed Just Value of Land Designated an Area of Critical State Concern (this amount included in Line 1, Column I, Page One) 193.507, F.S.	0
2	Just Value of Land Designated an Area of Critical State Concern 193.507, F.S.	0
3	Total Taxable Value for Debt Service Levies, if any	3,042,557,330
4	Railroad Property Value (this amount included in Line 1, Column III, Page One)	0
5	Private Car Line Property Value (this amount included in Line 1, Column III, Page One)	0

		Number of Municipality/Special District Parcels
1	Real Property Parcels	24,431
2	Personal Property Accounts	2,289
3	Homestead Assessment Reductions for Parents or Grandparents.	0
4	Additional Homestead Exemptions for Persons 65 and older	976
5	Disabled Veterans' Homestead Discount (s. 6(g), Art. VII Florida Constitution)	0

MUNICIPALITY/SPECIAL DISTRICTS PORTION ONLY

	Column I Real Property Including Subsurface Rights	Column II Personal Property	Column III Centrally Assessed Property	Column IV Total Property	
1 Just Value (193.011, F.S.)	10,285,250	223,207	0	10,508,457	1
2 Just Value of Land Classified Agricultural (193.114(2)(d), 193.461, F.S.)	0	0	0	0	2
3 Just Value of Land Classified High-Water Recharge (193.625, F.S.) *	0	0	0	0	3
4 Just Value of Conservation Easement, Environmentally Endangered Lands, Park and Outdoor Recreational Land (193.114(2)(d), 193.501, F.S.)	0	0	0	0	4
5 Just Value of Pollution Control Devices (193.621, F.S.)	0	0	0	0	5
6 Just Value of Historic Property used for Commercial Purposes (193.503, F.S.) *	0	0	0	0	6
7 Just Value of Historically Significant Property (193.505, F.S.)	0	0	0	0	7
8 Classified Use Value of Land Classified Agricultural (193.114(2)(d), 193.461, F.S.)	0	0	0	0	8
9 Classified Use Value of Land Classified High-Water Recharge (193.625, F.S.) *	0	0	0	0	9
10 Classified Use Value of Conservation Easement, Environmentally Endangered Lands, Park and Outdoor Recreational Land (193.114(2)(d), 193.501, F.S.)	0	0	0	0	10
11 Classified Use Value of Pollution Control Devices (193.621, F.S.)	0	0	0	0	11
12 Classified Use Value of Historic Property used for Commercial Purposes (193.503, F.S.)*	0	0	0	0	12
13 Classified Use Value of Historically Significant Property (193.505, F.S.)	0	0	0	0	13
14 Historic Property Exemption (196.1961, 196.1997, 196.1998, F.S.) *	0	0	0	0	14
15 Economic Development Exemption (196.1995, F.S.) *	0	0	0	0	15
16 Exemption for Licensed Child Care Facility in Enterprise Zone (196.095, F.S.)	0	0	0	0	16
17 Governmental Exemption (196.199, 196.1993, F.S.)	158,050	0	0	158,050	17
18 Widows/Widowers Exemption (196.202, F.S.)	0	0	0	0	18
19 Disability/Blind Exemption (196.081, 196.091, 196.101, 196.202, 196.24, F.S.)	0	0	0	0	19
20 Institutional Exemption - Charitable, Religious, Scientific, Literary, Educational (196.196, 196.197, 196.1975, 196.1977, 196.1978, 196.198, 196.1983, 196.1985, 196.1986, 196.192, 196.1994, 196.2001, 196.2002, F.S.)	0	0	0	0	20
21 \$25,000 Homestead Exemption (196.031, F.S.)	250,000	0	0	250,000	21
22 Additional \$25,000 Homestead Exemption Age 65 & Older (196.075, F.S.) *	25,000	0	0	25,000	22
23 Lands Available for Taxes (197.502(7), F.S.)	0	0	0	0	23
24 Homestead Assessment Differential: Just Value Minus Capped Value (193.155, F.S.)	3,114,200	0	0	3,114,200	24
25 Homestead Assessment Reduction for Parents or Grandparents (193.703, F.S.)	0	0	0	0	25
26 Disabled Veterans' Homestead Discount (s. 6(g), Art. VII, Florida Constitution)	0	0	0	0	26
27 Taxable Value for Operating Millages (1-2-3-4-5-6-7+8+9+10+11+12+13-14-15-16-17-18-19-20-21-22-23-24-25-26=27)	6,738,000	223,207	0	6,961,207	27
28 Net Assessed Value (1-2-3-4-5-6-7+8+9+10+11+12+13-17-20=28)	10,127,200	223,207	0	10,350,407	28

* Municipality Values ONLY, DO NOT Include County Values

(See Instructions on Reverse Side)

The 2007 (tax year) **Preliminary Recapitulation of the Ad Valorem Assessment Rolls of Lazy Lake, Broward County, Florida**
(Every space must be filled in. Where there are spaces that are not applicable to your county, write "NONE" or "0" in that space.)

		Just Value	Taxable Value
1	New Construction	0	0
2	Additions	0	0
3	Annexations	0	0
4	Deletions	0	0
5	Rehabilitative Improvements Increasing Assessed Value by at Least 100%	0	0
6	Total TPP taxable value in excess of 115% of Previous year total TPP taxable value	194,688	194,688
7	Net New Value (1 + 2 + 3 - 4 + 5 = 6)	194,688	194,688

		Value
1	Reassessed Just Value of Land Designated an Area of Critical State Concern (this amount included in Line 1, Column I, Page One) 193.507, F.S.	0
2	Just Value of Land Designated an Area of Critical State Concern 193.507, F.S.	0
3	Total Taxable Value for Debt Service Levies, if any	6,961,207
4	Railroad Property Value (this amount included in Line 1, Column III, Page One)	0
5	Private Car Line Property Value (this amount included in Line 1, Column III, Page One)	0

		Number of Municipality/Special District Parcels
1	Real Property Parcels	19
2	Personal Property Accounts	5
3	Homestead Assessment Reductions for Parents or Grandparents.	0
4	Additional Homestead Exemptions for Persons 65 and older	1
5	Disabled Veterans' Homestead Discount (s. 6(g), Art. VII Florida Constitution)	0

MUNICIPALITY/SPECIAL DISTRICTS PORTION ONLY		Column I Real Property Including Subsurface Rights	Column II Personal Property	Column III Centrally Assessed Property	Column IV Total Property	
1	Just Value (193.011, F.S.)	3,320,233,560	27,224,706	0	3,347,458,266	1
2	Just Value of Land Classified Agricultural (193.114(2)(d), 193.461, F.S.)	0	0	0	0	2
3	Just Value of Land Classified High-Water Recharge (193.625, F.S.) *	0	0	0	0	3
4	Just Value of Conservation Easement, Environmentally Endangered Lands, Park and Outdoor Recreational Land (193.114(2)(d), 193.501, F.S.)	0	0	0	0	4
5	Just Value of Pollution Control Devices (193.621, F.S.)	0	0	0	0	5
6	Just Value of Historic Property used for Commercial Purposes (193.503, F.S.) *	0	0	0	0	6
7	Just Value of Historically Significant Property (193.505, F.S.)	0	0	0	0	7
8	Classified Use Value of Land Classified Agricultural (193.114(2)(d), 193.461, F.S.)	0	0	0	0	8
9	Classified Use Value of Land Classified High-Water Recharge (193.625, F.S.) *	0	0	0	0	9
10	Classified Use Value of Conservation Easement, Environmentally Endangered Lands, Park and Outdoor Recreational Land (193.114(2)(d), 193.501, F.S.)	0	0	0	0	10
11	Classified Use Value of Pollution Control Devices (193.621, F.S.)	0	0	0	0	11
12	Classified Use Value of Historic Property used for Commercial Purposes (193.503, F.S.)*	0	0	0	0	12
13	Classified Use Value of Historically Significant Property (193.505, F.S.)	0	0	0	0	13
14	Historic Property Exemption (196.1961, 196.1997, 196.1998, F.S.) *	0	0	0	0	14
15	Economic Development Exemption (196.1995, F.S.) *	0	0	0	0	15
16	Exemption for Licensed Child Care Facility in Enterprise Zone (196.095, F.S.)	0	0	0	0	16
17	Governmental Exemption (196.199, 196.1993, F.S.)	10,606,030	0	0	10,606,030	17
18	Widows/Widowers Exemption (196.202, F.S.)	239,000	0	0	239,000	18
19	Disability/Blind Exemption (196.081, 196.091, 196.101, 196.202, 196.24, F.S.)	2,943,480	0	0	2,943,480	19
20	Institutional Exemption - Charitable, Religious, Scientific, Literary, Educational (196.196, 196.197, 196.1975, 196.1977, 196.1978, 196.198, 196.1983, 196.1985, 196.1986, 196.192, 196.1994, 196.2001, 196.2002, F.S.)	9,399,180	0	0	9,399,180	20
21	\$25,000 Homestead Exemption (196.031, F.S.)	95,515,910	0	0	95,515,910	21
22	Additional \$25,000 Homestead Exemption Age 65 & Older (196.075, F.S.) *	8,458,970	0	0	8,458,970	22
23	Lands Available for Taxes (197.502(7), F.S.)	0	0	0	0	23
24	Homestead Assessment Differential: Just Value Minus Capped Value (193.155, F.S.)	1,018,594,730	0	0	1,018,594,730	24
25	Homestead Assessment Reduction for Parents or Grandparents (193.703, F.S.)	0	0	0	0	25
26	Disabled Veterans' Homestead Discount (s. 6(g), Art. VII, Florida Constitution)	0	0	0	0	26
27	Taxable Value for Operating Millages (1-2-3-4-5-6-7+8+9+10+11+12+13-14-15-16-17-18-19-20-21-22-23-24-25-26=27)	2,174,476,260	27,224,706	0	2,201,700,966	27
28	Net Assessed Value (1-2-3-4-5-6-7+8+9+10+11+12+13-17-20=28)	3,300,228,350	27,224,706	0	3,327,453,056	28

* Municipality Values ONLY, DO NOT Include County Values

(See Instructions on Reverse Side)

The 2007 (tax year) Preliminary Recapitulation of the Ad Valorem Assessment Rolls of Lighthouse Point, Broward County, Florida
(Every space must be filled in. Where there are spaces that are not applicable to your county, write "NONE" or "0" in that space.)

		Just Value	Taxable Value
1	New Construction	39,136,826	39,123,025
2	Additions	0	0
3	Annexations	0	0
4	Deletions	639	639
5	Rehabilitative Improvements Increasing Assessed Value by at Least 100%	0	0
6	Total TPP taxable value in excess of 115% of Previous year total TPP taxable value	0	0
7	Net New Value (1 + 2 + 3 - 4 + 5 = 6)	39,136,187	39,122,386

		Value
1	Reassessed Just Value of Land Designated an Area of Critical State Concern (this amount included in Line 1, Column I, Page One) 193.507, F.S.	0
2	Just Value of Land Designated an Area of Critical State Concern 193.507, F.S.	0
3	Total Taxable Value for Debt Service Levies, if any	2,201,700,966
4	Railroad Property Value (this amount included in Line 1, Column III, Page One)	0
5	Private Car Line Property Value (this amount included in Line 1, Column III, Page One)	0

		Number of Municipality/Special District Parcels
1	Real Property Parcels	5,508
2	Personal Property Accounts	766
3	Homestead Assessment Reductions for Parents or Grandparents.	0
4	Additional Homestead Exemptions for Persons 65 and older	247
5	Disabled Veterans' Homestead Discount (s. 6(g), Art. VII Florida Constitution)	0

MUNICIPALITY/SPECIAL DISTRICTS PORTION ONLY		Column I Real Property Including Subsurface Rights	Column II Personal Property	Column III Centrally Assessed Property	Column IV Total Property	
1	Just Value (193.011, F.S.)	5,148,170,510	172,912,169	0	5,321,082,679	1
2	Just Value of Land Classified Agricultural (193.114(2)(d), 193.461, F.S.)	0	0	0	0	2
3	Just Value of Land Classified High-Water Recharge (193.625, F.S.) *	0	0	0	0	3
4	Just Value of Conservation Easement, Environmentally Endangered Lands, Park and Outdoor Recreational Land (193.114(2)(d), 193.501, F.S.)	0	0	0	0	4
5	Just Value of Pollution Control Devices (193.621, F.S.)	0	0	0	0	5
6	Just Value of Historic Property used for Commercial Purposes (193.503, F.S.) *	0	0	0	0	6
7	Just Value of Historically Significant Property (193.505, F.S.)	0	0	0	0	7
8	Classified Use Value of Land Classified Agricultural (193.114(2)(d), 193.461, F.S.)	0	0	0	0	8
9	Classified Use Value of Land Classified High-Water Recharge (193.625, F.S.) *	0	0	0	0	9
10	Classified Use Value of Conservation Easement, Environmentally Endangered Lands, Park and Outdoor Recreational Land (193.114(2)(d), 193.501, F.S.)	0	0	0	0	10
11	Classified Use Value of Pollution Control Devices (193.621, F.S.)	0	0	0	0	11
12	Classified Use Value of Historic Property used for Commercial Purposes (193.503, F.S.)*	0	0	0	0	12
13	Classified Use Value of Historically Significant Property (193.505, F.S.)	0	0	0	0	13
14	Historic Property Exemption (196.1961, 196.1997, 196.1998, F.S.) *	0	0	0	0	14
15	Economic Development Exemption (196.1995, F.S.) *	0	0	0	0	15
16	Exemption for Licensed Child Care Facility in Enterprise Zone (196.095, F.S.)	0	0	0	0	16
17	Governmental Exemption (196.199, 196.1993, F.S.)	91,784,270	0	0	91,784,270	17
18	Widows/Widowers Exemption (196.202, F.S.)	1,090,020	3,360	0	1,093,380	18
19	Disability/Blind Exemption (196.081, 196.091, 196.101, 196.202, 196.24, F.S.)	6,749,080	0	0	6,749,080	19
20	Institutional Exemption - Charitable, Religious, Scientific, Literary, Educational (196.196, 196.197, 196.1975, 196.1977, 196.1978, 196.198, 196.1983, 196.1985, 196.1986, 196.192, 196.1994, 196.2001, 196.2002, F.S.)	62,634,940	495,555	0	63,130,495	20
21	\$25,000 Homestead Exemption (196.031, F.S.)	389,456,000	0	0	389,456,000	21
22	Additional \$25,000 Homestead Exemption Age 65 & Older (196.075, F.S.) *	33,198,050	0	0	33,198,050	22
23	Lands Available for Taxes (197.502(7), F.S.)	2,180	0	0	2,180	23
24	Homestead Assessment Differential: Just Value Minus Capped Value (193.155, F.S.)	1,380,972,360	0	0	1,380,972,360	24
25	Homestead Assessment Reduction for Parents or Grandparents (193.703, F.S.)	0	0	0	0	25
26	Disabled Veterans' Homestead Discount (s. 6(g), Art. VII, Florida Constitution)	68,000	0	0	68,000	26
27	Taxable Value for Operating Millages (1-2-3-4-5-6-7+8+9+10+11+12+13-14-15-16-17-18-19-20-21-22-23-24-25-26=27)	3,182,215,610	172,413,254	0	3,354,628,864	27
28	Net Assessed Value (1-2-3-4-5-6-7+8+9+10+11+12+13-17-20=28)	4,993,751,300	172,416,614	0	5,166,167,914	28

* Municipality Values ONLY, DO NOT include County Values

(See Instructions on Reverse Side)

The 2007 (tax year) **Preliminary Recapitulation of the Ad Valorem Assessment Rolls of Margate, Broward County, Florida**
(Every space must be filled in. Where there are spaces that are not applicable to your county, write "NONE" or "0" in that space.)

		Just Value	Taxable Value
1	New Construction	9,665,462	7,654,082
2	Additions	0	0
3	Annexations	0	0
4	Deletions	3,711,460	2,833,260
5	Rehabilitative Improvements Increasing Assessed Value by at Least 100%	0	0
6	Total TPP taxable value in excess of 115% of Previous year total TPP taxable value	0	0
7	Net New Value (1 + 2 + 3 - 4 + 5 = 6)	5,954,002	4,820,822

		Value
1	Reassessed Just Value of Land Designated an Area of Critical State Concern (this amount included in Line 1, Column I, Page One) 193.507, F.S.	0
2	Just Value of Land Designated an Area of Critical State Concern 193.507, F.S.	0
3	Total Taxable Value for Debt Service Levies, if any	3,354,628,864
4	Railroad Property Value (this amount included in Line 1, Column III, Page One)	0
5	Private Car Line Property Value (this amount included in Line 1, Column III, Page One)	0

		Number of Municipality/Special District Parcels
1	Real Property Parcels	22,473
2	Personal Property Accounts	3,106
3	Homestead Assessment Reductions for Parents or Grandparents.	0
4	Additional Homestead Exemptions for Persons 65 and older	1,643
5	Disabled Veterans' Homestead Discount (s. 6(g), Art. VII Florida Constitution)	2

MUNICIPALITY/SPECIAL DISTRICTS PORTION ONLY		Column I Real Property Including Subsurface Rights	Column II Personal Property	Column III Centrally Assessed Property	Column IV Total Property	
1	Just Value (193.011, F.S.)	13,714,884,180	354,524,787	0	14,069,408,967	1
2	Just Value of Land Classified Agricultural (193.114(2)(d), 193.461, F.S.)	111,393,030	0	0	111,393,030	2
3	Just Value of Land Classified High-Water Recharge (193.625, F.S.) *	0	0	0	0	3
4	Just Value of Conservation Easement, Environmentally Endangered Lands, Park and Outdoor Recreational Land (193.114(2)(d), 193.501, F.S.)	0	0	0	0	4
5	Just Value of Pollution Control Devices (193.621, F.S.)	0	0	0	0	5
6	Just Value of Historic Property used for Commercial Purposes (193.503, F.S.) *	0	0	0	0	6
7	Just Value of Historically Significant Property (193.505, F.S.)	0	0	0	0	7
8	Classified Use Value of Land Classified Agricultural (193.114(2)(d), 193.461, F.S.)	9,200,020	0	0	9,200,020	8
9	Classified Use Value of Land Classified High-Water Recharge (193.625, F.S.) *	0	0	0	0	9
10	Classified Use Value of Conservation Easement, Environmentally Endangered Lands, Park and Outdoor Recreational Land (193.114(2)(d), 193.501, F.S.)	0	0	0	0	10
11	Classified Use Value of Pollution Control Devices (193.621, F.S.)	0	0	0	0	11
12	Classified Use Value of Historic Property used for Commercial Purposes (193.503, F.S.)*	0	0	0	0	12
13	Classified Use Value of Historically Significant Property (193.505, F.S.)	0	0	0	0	13
14	Historic Property Exemption (196.1961, 196.1997, 196.1998, F.S.) *	0	0	0	0	14
15	Economic Development Exemption (196.1995, F.S.) *	0	0	0	0	15
16	Exemption for Licensed Child Care Facility in Enterprise Zone (196.095, F.S.)	0	0	0	0	16
17	Governmental Exemption (196.199, 196.1993, F.S.)	397,340,490	0	0	397,340,490	17
18	Widows/Widowers Exemption (196.202, F.S.)	379,500	0	0	379,500	18
19	Disability/Blind Exemption (196.081, 196.091, 196.101, 196.202, 196.24, F.S.)	8,850,140	0	0	8,850,140	19
20	Institutional Exemption - Charitable, Religious, Scientific, Literary, Educational (196.196, 196.197, 196.1975, 196.1977, 196.1978, 196.198, 196.1983, 196.1985, 196.1986, 196.192, 196.1994, 196.2001, 196.2002, F.S.)	117,158,930	696,417	0	117,855,347	20
21	\$25,000 Homestead Exemption (196.031, F.S.)	630,782,470	0	0	630,782,470	21
22	Additional \$25,000 Homestead Exemption Age 65 & Older (196.075, F.S.) *	26,619,050	0	0	26,619,050	22
23	Lands Available for Taxes (197.502(7), F.S.)	4,580	0	0	4,580	23
24	Homestead Assessment Differential: Just Value Minus Capped Value (193.155, F.S.)	3,173,489,340	0	0	3,173,489,340	24
25	Homestead Assessment Reduction for Parents or Grandparents (193.703, F.S.)	78,760	0	0	78,760	25
26	Disabled Veterans' Homestead Discount (s. 6(g), Art. VII, Florida Constitution)	115,730	0	0	115,730	26
27	Taxable Value for Operating Millages (1-2-3-4-5-6-7+8+9+10+11+12+13-14-15-16-17-18-19-20-21-22-23-24-25-26=27)	9,257,872,180	353,828,370	0	9,611,700,550	27
28	Net Assessed Value (1-2-3-4-5-6-7+8+9+10+11+12+13-17-20=28)	13,098,191,750	353,828,370	0	13,452,020,120	28

* Municipality Values ONLY, DO NOT include County Values

(See Instructions on Reverse Side)

The 2007 (tax year) **Preliminary Recapitulation of the Ad Valorem Assessment Rolls of Miramar, Broward County, Florida**
(Every space must be filled in. Where there are spaces that are not applicable to your county, write "NONE" or "0" in that space.)

		Just Value	Taxable Value
1	New Construction	268,862,781	247,241,681
2	Additions	0	0
3	Annexations	0	0
4	Deletions	815,625	778,695
5	Rehabilitative Improvements Increasing Assessed Value by at Least 100%	0	0
6	Total TPP taxable value in excess of 115% of Previous year total TPP taxable value	0	0
7	Net New Value (1 + 2 + 3 - 4 + 5 = 6)	268,047,156	246,462,986

		Value
1	Reassessed Just Value of Land Designated an Area of Critical State Concern (this amount included in Line 1, Column I, Page One) 193.507, F.S.	0
2	Just Value of Land Designated an Area of Critical State Concern 193.507, F.S.	0
3	Total Taxable Value for Debt Service Levies, if any	9,611,700,550
4	Railroad Property Value (this amount included in Line 1, Column III, Page One)	0
5	Private Car Line Property Value (this amount included in Line 1, Column III, Page One)	0

		Number of Municipality/Special District Parcels
1	Real Property Parcels	40,196
2	Personal Property Accounts	2,844
3	Homestead Assessment Reductions for Parents or Grandparents.	2
4	Additional Homestead Exemptions for Persons 65 and older	567
5	Disabled Veterans' Homestead Discount (s. 6(g), Art. VII Florida Constitution)	1

MUNICIPALITY/SPECIAL DISTRICTS PORTION ONLY

	Column I Real Property Including Subsurface Rights	Column II Personal Property	Column III Centrally Assessed Property	Column IV Total Property	
1 Just Value (193.011, F.S.)	2,776,474,650	55,735,692	0	2,832,210,342	1
2 Just Value of Land Classified Agricultural (193.114(2)(d), 193.461, F.S.)	0	0	0	0	2
3 Just Value of Land Classified High-Water Recharge (193.625, F.S.) *	0	0	0	0	3
4 Just Value of Conservation Easement, Environmentally Endangered Lands, Park and Outdoor Recreational Land (193.114(2)(d), 193.501, F.S.)	0	0	0	0	4
5 Just Value of Pollution Control Devices (193.621, F.S.)	0	0	0	0	5
6 Just Value of Historic Property used for Commercial Purposes (193.503, F.S.) *	0	0	0	0	6
7 Just Value of Historically Significant Property (193.505, F.S.)	0	0	0	0	7
8 Classified Use Value of Land Classified Agricultural (193.114(2)(d), 193.461, F.S.)	0	0	0	0	8
9 Classified Use Value of Land Classified High-Water Recharge (193.625, F.S.) *	0	0	0	0	9
10 Classified Use Value of Conservation Easement, Environmentally Endangered Lands, Park and Outdoor Recreational Land (193.114(2)(d), 193.501, F.S.)	0	0	0	0	10
11 Classified Use Value of Pollution Control Devices (193.621, F.S.)	0	0	0	0	11
12 Classified Use Value of Historic Property used for Commercial Purposes (193.503, F.S.)*	0	0	0	0	12
13 Classified Use Value of Historically Significant Property (193.505, F.S.)	0	0	0	0	13
14 Historic Property Exemption (196.1961, 196.1997, 196.1998, F.S.) *	0	0	0	0	14
15 Economic Development Exemption (196.1995, F.S.) *	0	0	0	0	15
16 Exemption for Licensed Child Care Facility in Enterprise Zone (196.095, F.S.)	0	0	0	0	16
17 Governmental Exemption (196.199, 196.1993, F.S.)	113,025,580	0	0	113,025,580	17
18 Widows/Widowers Exemption (196.202, F.S.)	206,000	0	0	206,000	18
19 Disability/Blind Exemption (196.081, 196.091, 196.101, 196.202, 196.24, F.S.)	1,799,990	0	0	1,799,990	19
20 Institutional Exemption - Charitable, Religious, Scientific, Literary, Educational (196.196, 196.197, 196.1975, 196.1977, 196.1978, 196.198, 196.1983, 196.1985, 196.1986, 196.192, 196.1994, 196.2001, 196.2002, F.S.)	90,925,070	50,812	0	90,975,882	20
21 \$25,000 Homestead Exemption (196.031, F.S.)	181,772,060	0	0	181,772,060	21
22 Additional \$25,000 Homestead Exemption Age 65 & Older (196.075, F.S.) *	5,745,600	0	0	5,745,600	22
23 Lands Available for Taxes (197.502(7), F.S.)	46,690	0	0	46,690	23
24 Homestead Assessment Differential: Just Value Minus Capped Value (193.155, F.S.)	644,968,760	0	0	644,968,760	24
25 Homestead Assessment Reduction for Parents or Grandparents (193.703, F.S.)	0	0	0	0	25
26 Disabled Veterans' Homestead Discount (s. 6(g), Art. VII, Florida Constitution)	0	0	0	0	26
27 Taxable Value for Operating Millages (1-2-3-4-5-6-7+8+9+10+11+12+13-14-15-16-17-18-19-20-21-22-23-24-25-26=27)	1,737,984,900	55,684,880	0	1,793,669,780	27
28 Net Assessed Value (1-2-3-4-5-6-7+8+9+10+11+12+13-17-20=28)	2,572,524,000	55,684,880	0	2,628,208,880	28

* Municipality Values ONLY, DO NOT include County Values

(See Instructions on Reverse Side)

The 2007 (tax year) **Preliminary Recapitulation of the Ad Valorem Assessment Rolls of North Lauderdale, Broward County, Florida**
(Every space must be filled in. Where there are spaces that are not applicable to your county, write "NONE" or "0" in that space.)

		Just Value	Taxable Value
1	New Construction	26,992,184	18,317,164
2	Additions	0	0
3	Annexations	0	0
4	Deletions	15,690	15,690
5	Rehabilitative Improvements Increasing Assessed Value by at Least 100%	0	0
6	Total TPP taxable value in excess of 115% of Previous year total TPP taxable	0	0
7	Net New Value (1 + 2 + 3 - 4 + 5 = 6)	26,976,494	18,301,474

		Value
1	Reassessed Just Value of Land Designated an Area of Critical State Concern (this amount included in Line 1, Column I, Page One) 193.507, F.S.	0
2	Just Value of Land Designated an Area of Critical State Concern 193.507, F.S.	0
3	Total Taxable Value for Debt Service Levies, if any	1,793,669,780
4	Railroad Property Value (this amount included in Line 1, Column III, Page One)	0
5	Private Car Line Property Value (this amount included in Line 1, Column III, Page One)	0

		Number of Municipality/Special District Parcels
1	Real Property Parcels	11,071
2	Personal Property Accounts	1,258
3	Homestead Assessment Reductions for Parents or Grandparents.	0
4	Additional Homestead Exemptions for Persons 65 and older	275
5	Disabled Veterans' Homestead Discount (s. 6(g), Art. VII Florida Constitution)	0

MUNICIPALITY/SPECIAL DISTRICTS PORTION ONLY

	Column I Real Property Including Subsurface Rights	Column II Personal Property	Column III Centrally Assessed Property	Column IV Total Property	
1 Just Value (193.011, F.S.)	5,090,072,530	163,467,969	533,215	5,254,073,714	1
2 Just Value of Land Classified Agricultural (193.114(2)(d), 193.461, F.S.)	0	0	0	0	2
3 Just Value of Land Classified High-Water Recharge (193.625, F.S.) *	0	0	0	0	3
4 Just Value of Conservation Easement, Environmentally Endangered Lands, Park and Outdoor Recreational Land (193.114(2)(d), 193.501, F.S.)	0	0	0	0	4
5 Just Value of Pollution Control Devices (193.621, F.S.)	0	0	0	0	5
6 Just Value of Historic Property used for Commercial Purposes (193.503, F.S.) *	0	0	0	0	6
7 Just Value of Historically Significant Property (193.505, F.S.)	0	0	0	0	7
8 Classified Use Value of Land Classified Agricultural (193.114(2)(d), 193.461, F.S.)	0	0	0	0	8
9 Classified Use Value of Land Classified High-Water Recharge (193.625, F.S.) *	0	0	0	0	9
10 Classified Use Value of Conservation Easement, Environmentally Endangered Lands, Park and Outdoor Recreational Land (193.114(2)(d), 193.501, F.S.)	0	0	0	0	10
11 Classified Use Value of Pollution Control Devices (193.621, F.S.)	0	0	0	0	11
12 Classified Use Value of Historic Property used for Commercial Purposes (193.503, F.S.)*	0	0	0	0	12
13 Classified Use Value of Historically Significant Property (193.505, F.S.)	0	0	0	0	13
14 Historic Property Exemption (196.1961, 196.1997, 196.1998, F.S.) *	0	0	0	0	14
15 Economic Development Exemption (196.1995, F.S.) *	0	0	0	0	15
16 Exemption for Licensed Child Care Facility in Enterprise Zone (196.095, F.S.)	0	0	0	0	16
17 Governmental Exemption (196.199, 196.1993, F.S.)	276,351,500	0	0	276,351,500	17
18 Widows/Widowers Exemption (196.202, F.S.)	326,000	0	0	326,000	18
19 Disability/Blind Exemption (196.081, 196.091, 196.101, 196.202, 196.24, F.S.)	4,194,700	0	0	4,194,700	19
20 Institutional Exemption - Charitable, Religious, Scientific, Literary, Educational (196.196, 196.197, 196.1975, 196.1977, 196.1978, 196.198, 196.1983, 196.1985, 196.1986, 196.192, 196.1994, 196.2001, 196.2002, F.S.)	59,787,050	157,805	0	59,944,855	20
21 \$25,000 Homestead Exemption (196.031, F.S.)	241,493,450	0	0	241,493,450	21
22 Additional \$25,000 Homestead Exemption Age 65 & Older (196.075, F.S.) *	20,139,840	0	0	20,139,840	22
23 Lands Available for Taxes (197.502(7), F.S.)	0	0	0	0	23
24 Homestead Assessment Differential: Just Value Minus Capped Value (193.155, F.S.)	1,114,124,380	0	0	1,114,124,380	24
25 Homestead Assessment Reduction for Parents or Grandparents (193.703, F.S.)	17,460	0	0	17,460	25
26 Disabled Veterans' Homestead Discount (s. 6(g), Art. VII, Florida Constitution)	0	0	0	0	26
27 Taxable Value for Operating Millages (1-2-3-4-5-6-7+8+9+10+11+12+13-14-15-16-17-18-19-20-21-22-23-24-25-26=27)	3,373,638,150	163,310,164	533,215	3,537,481,529	27
28 Net Assessed Value (1-2-3-4-5-6-7+8+9+10+11+12+13-17-20=28)	4,753,933,980	163,310,164	533,215	4,917,777,359	28

* Municipality Values ONLY, DO NOT include County Values

(See Instructions on Reverse Side)

The 2007 (tax year) **Preliminary Recapitulation of the Ad Valorem Assessment Rolls of Oakland Park, Broward County, Florida**
(Every space must be filled in. Where there are spaces that are not applicable to your county, write "NONE" or "0" in that space.)

		Just Value	Taxable Value
1	New Construction	11,659,594	10,174,194
2	Additions	0	0
3	Annexations	-6,060	-6,060
4	Deletions	6,601,010	6,517,360
5	Rehabilitative Improvements Increasing Assessed Value by at Least 100%	0	0
6	Total TPP taxable value in excess of 115% of Previous year total TPP taxable	0	0
7	Net New Value (1 + 2 + 3 - 4 + 5 = 6)	5,052,524	3,650,774

		Value
1	Reassessed Just Value of Land Designated an Area of Critical State Concern (this amount included in Line 1, Column I, Page One) 193.507, F.S.	0
2	Just Value of Land Designated an Area of Critical State Concern 193.507, F.S.	0
3	Total Taxable Value for Debt Service Levies, if any	3,537,481,529
4	Railroad Property Value (this amount included in Line 1, Column III, Page One)	454,195
5	Private Car Line Property Value (this amount included in Line 1, Column III, Page One)	79,020

Number of Municipality/Special District Parcels		
1	Real Property Parcels	18,120
2	Personal Property Accounts	4,025
3	Homestead Assessment Reductions for Parents or Grandparents.	1
4	Additional Homestead Exemptions for Persons 65 and older	516
5	Disabled Veterans' Homestead Discount (s. 6(g), Art. VII Florida Constitution)	0

MUNICIPALITY/SPECIAL DISTRICTS PORTION ONLY

	Column I Real Property Including Subsurface Rights	Column II Personal Property	Column III Centrally Assessed Property	Column IV Total Property	
1 Just Value (193.011, F.S.)	5,284,819,540	28,201,274	0	5,313,020,814	1
2 Just Value of Land Classified Agricultural (193.114(2)(d), 193.461, F.S.)	92,776,520	0	0	92,776,520	2
3 Just Value of Land Classified High-Water Recharge (193.625, F.S.) *	0	0	0	0	3
4 Just Value of Conservation Easement, Environmentally Endangered Lands, Park and Outdoor Recreational Land (193.114(2)(d), 193.501, F.S.)	0	0	0	0	4
5 Just Value of Pollution Control Devices (193.621, F.S.)	0	0	0	0	5
6 Just Value of Historic Property used for Commercial Purposes (193.503, F.S.) *	0	0	0	0	6
7 Just Value of Historically Significant Property (193.505, F.S.)	0	0	0	0	7
8 Classified Use Value of Land Classified Agricultural (193.114(2)(d), 193.461, F.S.)	16,884,210	0	0	16,884,210	8
9 Classified Use Value of Land Classified High-Water Recharge (193.625, F.S.) *	0	0	0	0	9
10 Classified Use Value of Conservation Easement, Environmentally Endangered Lands, Park and Outdoor Recreational Land (193.114(2)(d), 193.501, F.S.)	0	0	0	0	10
11 Classified Use Value of Pollution Control Devices (193.621, F.S.)	0	0	0	0	11
12 Classified Use Value of Historic Property used for Commercial Purposes (193.503, F.S.)*	0	0	0	0	12
13 Classified Use Value of Historically Significant Property (193.505, F.S.)	0	0	0	0	13
14 Historic Property Exemption (196.1961, 196.1997, 196.1998, F.S.) *	0	0	0	0	14
15 Economic Development Exemption (196.1995, F.S.) *	0	0	0	0	15
16 Exemption for Licensed Child Care Facility in Enterprise Zone (196.095, F.S.)	0	0	0	0	16
17 Governmental Exemption (196.199, 196.1993, F.S.)	190,123,980	0	0	190,123,980	17
18 Widows/Widowers Exemption (196.202, F.S.)	64,500	0	0	64,500	18
19 Disability/Blind Exemption (196.081, 196.091, 196.101, 196.202, 196.24, F.S.)	5,882,150	0	0	5,882,150	19
20 Institutional Exemption - Charitable, Religious, Scientific, Literary, Educational (196.196, 196.197, 196.1975, 196.1977, 196.1978, 196.198, 196.1983, 196.1985, 196.1986, 196.192, 196.1994, 196.2001, 196.2002, F.S.)	16,946,940	31,250	0	16,978,190	20
21 \$25,000 Homestead Exemption (196.031, F.S.)	137,900,000	0	0	137,900,000	21
22 Additional \$25,000 Homestead Exemption Age 65 & Older (196.075, F.S.) *	825,000	0	0	825,000	22
23 Lands Available for Taxes (197.502(7), F.S.)	0	0	0	0	23
24 Homestead Assessment Differential: Just Value Minus Capped Value (193.155, F.S.)	1,133,394,550	0	0	1,133,394,550	24
25 Homestead Assessment Reduction for Parents or Grandparents (193.703, F.S.)	506,000	0	0	506,000	25
26 Disabled Veterans' Homestead Discount (s. 6(g), Art. VII, Florida Constitution)	0	0	0	0	26
27 Taxable Value for Operating Millages (1-2-3-4-5-6-7+8+9+10+11+12+13-14-15-16-17-18-19-20-21-22-23-24-25-26=27)	3,723,284,110	28,170,024	0	3,751,454,134	27
28 Net Assessed Value (1-2-3-4-5-6-7+8+9+10+11+12+13-17-20=28)	5,001,856,310	28,170,024	0	5,030,026,334	28

* Municipality Values ONLY, DO NOT Include County Values

(See Instructions on Reverse Side)

The 2007 (tax year) **Preliminary Recapitulation of the Ad Valorem Assessment Rolls of Parkland, Broward County, Florida**
(Every space must be filled in. Where there are spaces that are not applicable to your county, write "NONE" or "0" in that space.)

		Just Value	Taxable Value
1	New Construction	387,345,171	387,337,711
2	Additions	0	0
3	Annexations	0	0
4	Deletions	1,260,233	1,260,233
5	Rehabilitative Improvements Increasing Assessed Value by at Least 100%	0	0
6	Total TPP taxable value in excess of 115% of Previous year total TPP taxable	0	0
7	Net New Value (1 + 2 + 3 - 4 + 5 = 6)	386,084,938	386,077,478

		Value
1	Reassessed Just Value of Land Designated an Area of Critical State Concern (this amount included in Line 1, Column I, Page One) 193.507, F.S.	0
2	Just Value of Land Designated an Area of Critical State Concern 193.507, F.S.	0
3	Total Taxable Value for Debt Service Levies, if any	3,751,454,134
4	Railroad Property Value (this amount included in Line 1, Column III, Page One)	0
5	Private Car Line Property Value (this amount included in Line 1, Column III, Page One)	0

		Number of Municipality/Special District Parcels
1	Real Property Parcels	8,601
2	Personal Property Accounts	377
3	Homestead Assessment Reductions for Parents or Grandparents.	2
4	Additional Homestead Exemptions for Persons 65 and older	33
5	Disabled Veterans' Homestead Discount (s. 6(g), Art. VII Florida Constitution)	0

MUNICIPALITY/SPECIAL DISTRICTS PORTION ONLY		Column I Real Property Including Subsurface Rights	Column II Personal Property	Column III Centrally Assessed Property	Column IV Total Property	
1	Just Value (193.011, F.S.)	540,327,070	69,693,746	381,160	610,401,976	1
2	Just Value of Land Classified Agricultural (193.114(2)(d), 193.461, F.S.)	993,500	0	0	993,500	2
3	Just Value of Land Classified High-Water Recharge (193.625, F.S.) *	0	0	0	0	3
4	Just Value of Conservation Easement, Environmentally Endangered Lands, Park and Outdoor Recreational Land (193.114(2)(d), 193.501, F.S.)	0	0	0	0	4
5	Just Value of Pollution Control Devices (193.621, F.S.)	0	0	0	0	5
6	Just Value of Historic Property used for Commercial Purposes (193.503, F.S.) *	0	0	0	0	6
7	Just Value of Historically Significant Property (193.505, F.S.)	0	0	0	0	7
8	Classified Use Value of Land Classified Agricultural (193.114(2)(d), 193.461, F.S.)	127,720	0	0	127,720	8
9	Classified Use Value of Land Classified High-Water Recharge (193.625, F.S.) *	0	0	0	0	9
10	Classified Use Value of Conservation Easement, Environmentally Endangered Lands, Park and Outdoor Recreational Land (193.114(2)(d), 193.501, F.S.)	0	0	0	0	10
11	Classified Use Value of Pollution Control Devices (193.621, F.S.)	0	0	0	0	11
12	Classified Use Value of Historic Property used for Commercial Purposes (193.503, F.S.)*	0	0	0	0	12
13	Classified Use Value of Historically Significant Property (193.505, F.S.)	0	0	0	0	13
14	Historic Property Exemption (196.1961, 196.1997, 196.1998, F.S.) *	0	0	0	0	14
15	Economic Development Exemption (196.1995, F.S.) *	0	0	0	0	15
16	Exemption for Licensed Child Care Facility in Enterprise Zone (196.095, F.S.)	0	0	0	0	16
17	Governmental Exemption (196.199, 196.1993, F.S.)	26,470,690	0	0	26,470,690	17
18	Widows/Widowers Exemption (196.202, F.S.)	22,500	500	0	23,000	18
19	Disability/Blind Exemption (196.081, 196.091, 196.101, 196.202, 196.24, F.S.)	12,390	0	0	12,390	19
20	Institutional Exemption - Charitable, Religious, Scientific, Literary, Educational (196.196, 196.197, 196.1975, 196.1977, 196.1978, 196.198, 196.1983, 196.1985, 196.1986, 196.192, 196.1994, 196.2001, 196.2002, F.S.)	11,115,130	6,269,336	0	17,384,466	20
21	\$25,000 Homestead Exemption (196.031, F.S.)	7,806,670	0	0	7,806,670	21
22	Additional \$25,000 Homestead Exemption Age 65 & Older (196.075, F.S.) *	961,810	0	0	961,810	22
23	Lands Available for Taxes (197.502(7), F.S.)	104,240	0	0	104,240	23
24	Homestead Assessment Differential: Just Value Minus Capped Value (193.155, F.S.)	10,315,760	0	0	10,315,760	24
25	Homestead Assessment Reduction for Parents or Grandparents (193.703, F.S.)	0	0	0	0	25
26	Disabled Veterans' Homestead Discount (s. 6(g), Art. VII, Florida Constitution)	0	0	0	0	26
27	Taxable Value for Operating Millages (1-2-3-4-5-6-7+8+9+10+11+12+13-14-15-16-17-18-19-20-21-22-23-24-25-26=27)	482,652,100	63,423,910	381,160	546,457,170	27
28	Net Assessed Value (1-2-3-4-5-6-7+8+9+10+11+12+13-17-20=28)	501,875,470	63,424,410	381,160	565,681,040	28

* Municipality Values ONLY, DO NOT include County Values

(See Instructions on Reverse Side)

The 2007 (tax year) **Preliminary Recapitulation of the Ad Valorem Assessment Rolls of Pembroke Park, Broward County, Florida**
(Every space must be filled in. Where there are spaces that are not applicable to your county, write "NONE" or "0" in that space.)

		Just Value	Taxable Value
1	New Construction	12,929,150	12,673,080
2	Additions	0	0
3	Annexations	0	0
4	Deletions	2,514,310	2,514,310
5	Rehabilitative Improvements Increasing Assessed Value by at Least 100%	0	0
6	Total TPP taxable value in excess of 115% of Previous year total TPP taxable value	0	0
7	Net New Value (1 + 2 + 3 - 4 + 5 = 6)	10,414,840	10,158,770

		Value
1	Reassessed Just Value of Land Designated an Area of Critical State Concern (this amount included in Line 1, Column I, Page One) 193.507, F.S.	0
2	Just Value of Land Designated an Area of Critical State Concern 193.507, F.S.	0
3	Total Taxable Value for Debt Service Levies, if any	546,457,170
4	Railroad Property Value (this amount included in Line 1, Column III, Page One)	374,115
5	Private Car Line Property Value (this amount included in Line 1, Column III, Page One)	7,045

		Number of Municipality/Special District Parcels
1	Real Property Parcels	1,779
2	Personal Property Accounts	1,810
3	Homestead Assessment Reductions for Parents or Grandparents.	0
4	Additional Homestead Exemptions for Persons 65 and older	59
5	Disabled Veterans' Homestead Discount (s. 6(g), Art. VII Florida Constitution)	0

MUNICIPALITY/SPECIAL DISTRICTS PORTION ONLY		Column I Real Property Including Subsurface Rights	Column II Personal Property	Column III Centrally Assessed Property	Column IV Total Property	
1	Just Value (193.011, F.S.)	18,997,314,000	361,846,979	0	19,359,160,979	1
2	Just Value of Land Classified Agricultural (193.114(2)(d), 193.461, F.S.)	34,852,230	0	0	34,852,230	2
3	Just Value of Land Classified High-Water Recharge (193.625, F.S.) *	0	0	0	0	3
4	Just Value of Conservation Easement, Environmentally Endangered Lands, Park and Outdoor Recreational Land (193.114(2)(d), 193.501, F.S.)	0	0	0	0	4
5	Just Value of Pollution Control Devices (193.621, F.S.)	0	0	0	0	5
6	Just Value of Historic Property used for Commercial Purposes (193.503, F.S.) *	0	0	0	0	6
7	Just Value of Historically Significant Property (193.505, F.S.)	0	0	0	0	7
8	Classified Use Value of Land Classified Agricultural (193.114(2)(d), 193.461, F.S.)	2,353,120	0	0	2,353,120	8
9	Classified Use Value of Land Classified High-Water Recharge (193.625, F.S.) *	0	0	0	0	9
10	Classified Use Value of Conservation Easement, Environmentally Endangered Lands, Park and Outdoor Recreational Land (193.114(2)(d), 193.501, F.S.)	0	0	0	0	10
11	Classified Use Value of Pollution Control Devices (193.621, F.S.)	0	0	0	0	11
12	Classified Use Value of Historic Property used for Commercial Purposes (193.503, F.S.)*	0	0	0	0	12
13	Classified Use Value of Historically Significant Property (193.505, F.S.)	0	0	0	0	13
14	Historic Property Exemption (196.1961, 196.1997, 196.1998, F.S.) *	0	0	0	0	14
15	Economic Development Exemption (196.1995, F.S.) *	0	0	0	0	15
16	Exemption for Licensed Child Care Facility in Enterprise Zone (196.095, F.S.)	0	0	0	0	16
17	Governmental Exemption (196.199, 196.1993, F.S.)	875,524,190	0	0	875,524,190	17
18	Widows/Widowers Exemption (196.202, F.S.)	2,422,500	0	0	2,422,500	18
19	Disability/Blind Exemption (196.081, 196.091, 196.101, 196.202, 196.24, F.S.)	17,964,220	0	0	17,964,220	19
20	Institutional Exemption - Charitable, Religious, Scientific, Literary, Educational (196.196, 196.197, 196.1975, 196.1977, 196.1978, 196.198, 196.1983, 196.1985, 196.1986, 196.192, 196.1994, 196.2001, 196.2002, F.S.)	218,564,680	475,791	0	219,040,471	20
21	\$25,000 Homestead Exemption (196.031, F.S.)	1,053,944,500	0	0	1,053,944,500	21
22	Additional \$25,000 Homestead Exemption Age 65 & Older (196.075, F.S.) *	166,500,680	0	0	166,500,680	22
23	Lands Available for Taxes (197.502(7), F.S.)	0	0	0	0	23
24	Homestead Assessment Differential: Just Value Minus Capped Value (193.155, F.S.)	5,203,062,900	0	0	5,203,062,900	24
25	Homestead Assessment Reduction for Parents or Grandparents (193.703, F.S.)	198,290	0	0	198,290	25
26	Disabled Veterans' Homestead Discount (s. 6(g), Art. VII, Florida Constitution)	249,870	0	0	249,870	26
27	Taxable Value for Operating Millages (1-2-3-4-5-6-7+8+9+10+11+12+13-14-15-16-17-18-19-20-21-22-23-24-25-26=27)	11,426,383,060	361,371,188	0	11,787,754,248	27
28	Net Assessed Value (1-2-3-4-5-6-7+8+9+10+11+12+13-17-20=28)	17,870,726,020	361,371,188	0	18,232,097,208	28

* Municipality Values ONLY, DO NOT include County Values

(See Instructions on Reverse Side)

The 2007 (tax year) **Preliminary Recapitulation of the Ad Valorem Assessment Rolls of Pembroke Pine, Broward County, Florida**
(Every space must be filled in. Where there are spaces that are not applicable to your county, write "NONE" or "0" in that space.)

		Just Value	Taxable Value
1	New Construction	200,704,522	116,154,862
2	Additions	0	0
3	Annexations	-2,175,720	0
4	Deletions	4,010,971	3,940,671
5	Rehabilitative Improvements Increasing Assessed Value by at Least 100%	0	0
6	Total TPP taxable value in excess of 115% of Previous year total TPP taxable value	0	0
7	Net New Value (1 + 2 + 3 -4 + 5 = 6)	194,517,831	112,214,191

		Value
1	Reassessed Just Value of Land Designated an Area of Critical State Concern (this amount included in Line 1, Column I, Page One) 193.507, F.S.	0
2	Just Value of Land Designated an Area of Critical State Concern 193.507, F.S.	0
3	Total Taxable Value for Debt Service Levies, if any	11,787,754,248
4	Railroad Property Value (this amount included in Line 1, Column III, Page One)	0
5	Private Car Line Property Value (this amount included in Line 1, Column III, Page One)	0

		Number of Municipality/Special District Parcels
1	Real Property Parcels	57,465
2	Personal Property Accounts	3,239
3	Homestead Assessment Reductions for Parents or Grandparents.	4
4	Additional Homestead Exemptions for Persons 65 and older	4,295
5	Disabled Veterans' Homestead Discount (s. 6(g), Art. VII Florida Constitution)	2

MUNICIPALITY/SPECIAL DISTRICTS PORTION ONLY

	Column I Real Property Including Subsurface Rights	Column II Personal Property	Column III Centrally Assessed Property	Column IV Total Property	
1 Just Value (193.011, F.S.)	12,980,844,310	483,003,243	0	13,463,847,553	1
2 Just Value of Land Classified Agricultural (193.114(2)(d), 193.461, F.S.)	15,569,000	0	0	15,569,000	2
3 Just Value of Land Classified High-Water Recharge (193.625, F.S.) *	0	0	0	0	3
4 Just Value of Conservation Easement, Environmentally Endangered Lands, Park and Outdoor Recreational Land (193.114(2)(d), 193.501, F.S.)	0	0	0	0	4
5 Just Value of Pollution Control Devices (193.621, F.S.)	0	0	0	0	5
6 Just Value of Historic Property used for Commercial Purposes (193.503, F.S.) *	0	0	0	0	6
7 Just Value of Historically Significant Property (193.505, F.S.)	0	0	0	0	7
8 Classified Use Value of Land Classified Agricultural (193.114(2)(d), 193.461, F.S.)	4,478,920	0	0	4,478,920	8
9 Classified Use Value of Land Classified High-Water Recharge (193.625, F.S.) *	0	0	0	0	9
10 Classified Use Value of Conservation Easement, Environmentally Endangered Lands, Park and Outdoor Recreational Land (193.114(2)(d), 193.501, F.S.)	0	0	0	0	10
11 Classified Use Value of Pollution Control Devices (193.621, F.S.)	0	0	0	0	11
12 Classified Use Value of Historic Property used for Commercial Purposes (193.503, F.S.)*	0	0	0	0	12
13 Classified Use Value of Historically Significant Property (193.505, F.S.)	0	0	0	0	13
14 Historic Property Exemption (196.1961, 196.1997, 196.1998, F.S.) *	0	0	0	0	14
15 Economic Development Exemption (196.1995, F.S.) *	0	0	0	0	15
16 Exemption for Licensed Child Care Facility in Enterprise Zone (196.095, F.S.)	0	0	0	0	16
17 Governmental Exemption (196.199, 196.1993, F.S.)	546,336,340	0	0	546,336,340	17
18 Widows/Widowers Exemption (196.202, F.S.)	990,500	0	0	990,500	18
19 Disability/Blind Exemption (196.081, 196.091, 196.101, 196.202, 196.24, F.S.)	9,245,040	0	0	9,245,040	19
20 Institutional Exemption - Charitable, Religious, Scientific, Literary, Educational (196.196, 196.197, 196.1975, 196.1977, 196.1978, 196.198, 196.1983, 196.1985, 196.1986, 196.192, 196.1994, 196.2001, 196.2002, F.S.)	167,165,490	3,324,283	0	170,489,773	20
21 \$25,000 Homestead Exemption (196.031, F.S.)	580,149,020	0	0	580,149,020	21
22 Additional \$25,000 Homestead Exemption Age 65 & Older (196.075, F.S.) *	26,157,370	0	0	26,157,370	22
23 Lands Available for Taxes (197.502(7), F.S.)	72,060	0	0	72,060	23
24 Homestead Assessment Differential: Just Value Minus Capped Value (193.155, F.S.)	3,447,893,010	0	0	3,447,893,010	24
25 Homestead Assessment Reduction for Parents or Grandparents (193.703, F.S.)	269,240	0	0	269,240	25
26 Disabled Veterans' Homestead Discount (s. 6(g), Art. VII, Florida Constitution)	33,650	0	0	33,650	26
27 Taxable Value for Operating Millages (1-2-3-4-5-6-7+8+9+10+11+12+13-14-15-16-17-18-19-20-21-22-23-24-25-26=27)	8,191,442,510	479,678,960	0	8,671,121,470	27
28 Net Assessed Value (1-2-3-4-5-6-7+8+9+10+11+12+13-17-20=28)	12,256,252,400	479,678,960	0	12,735,931,360	28

* Municipality Values ONLY, DO NOT include County Values

(See Instructions on Reverse Side)

The 2007 (tax year) **Preliminary Recapitulation of the Ad Valorem Assessment Rolls of Plantation, Broward County, Florida**
(Every space must be filled in. Where there are spaces that are not applicable to your county, write "NONE" or "0" in that space.)

		Just Value	Taxable Value
1	New Construction	74,622,923	50,580,515
2	Additions	0	0
3	Annexations	0	0
4	Deletions	34,431,739	679,789
5	Rehabilitative Improvements Increasing Assessed Value by at Least 100%	0	0
6	Total TPP taxable value in excess of 115% of Previous year total TPP taxable value	0	0
7	Net New Value (1 + 2 + 3 - 4 + 5 = 6)	40,191,184	49,900,726

		Value
1	Reassessed Just Value of Land Designated an Area of Critical State Concern (this amount included in Line 1, Column I, Page One) 193.507, F.S.	0
2	Just Value of Land Designated an Area of Critical State Concern 193.507, F.S.	0
3	Total Taxable Value for Debt Service Levies, if any	8,671,121,470
4	Railroad Property Value (this amount included in Line 1, Column III, Page One)	0
5	Private Car Line Property Value (this amount included in Line 1, Column III, Page One)	0

		Number of Municipality/Special District Parcels
1	Real Property Parcels	31,690
2	Personal Property Accounts	3,747
3	Homestead Assessment Reductions for Parents or Grandparents.	3
4	Additional Homestead Exemptions for Persons 65 and older	1,111
5	Disabled Veterans' Homestead Discount (s. 6(g), Art. VII Florida Constitution)	1

DR-489AM **The 2007** (tax year) **Preliminary Recapitulation of the Ad Valorem Assessment Rolls of Pompano Beach, Broward County, Florida**

Page One (Every space must be filled in. Where there are spaces that are not applicable to your county, write "NONE" or "0" in that space.)

R. 01/07

MUNICIPALITY/SPECIAL DISTRICTS PORTION ONLY

	Column I Real Property Including Subsurface Rights	Column II Personal Property	Column III Centrally Assessed Property	Column IV Total Property		
1	Just Value (193.011, F.S.)	17,182,995,330	697,360,757	3,996,684	17,884,352,771	1
2	Just Value of Land Classified Agricultural (193.114(2)(d), 193.461, F.S.)	30,046,240	0	0	30,046,240	2
3	Just Value of Land Classified High-Water Recharge (193.625, F.S.) *	0	0	0	0	3
4	Just Value of Conservation Easement, Environmentally Endangered Lands, Park and Outdoor Recreational Land (193.114(2)(d), 193.501, F.S.)	0	0	0	0	4
5	Just Value of Pollution Control Devices (193.621, F.S.)	0	0	0	0	5
6	Just Value of Historic Property used for Commercial Purposes (193.503, F.S.) *	0	0	0	0	6
7	Just Value of Historically Significant Property (193.505, F.S.)	0	0	0	0	7
8	Classified Use Value of Land Classified Agricultural (193.114(2)(d), 193.461, F.S.)	110,480	0	0	110,480	8
9	Classified Use Value of Land Classified High-Water Recharge (193.625, F.S.) *	0	0	0	0	9
10	Classified Use Value of Conservation Easement, Environmentally Endangered Lands, Park and Outdoor Recreational Land (193.114(2)(d), 193.501, F.S.)	0	0	0	0	10
11	Classified Use Value of Pollution Control Devices (193.621, F.S.)	0	0	0	0	11
12	Classified Use Value of Historic Property used for Commercial Purposes (193.503, F.S.)*	0	0	0	0	12
13	Classified Use Value of Historically Significant Property (193.505, F.S.)	0	0	0	0	13
14	Historic Property Exemption (196.1961, 196.1997, 196.1998, F.S.) *	0	0	0	0	14
15	Economic Development Exemption (196.1995, F.S.) *	0	0	0	0	15
16	Exemption for Licensed Child Care Facility in Enterprise Zone (196.095, F.S.)	0	0	0	0	16
17	Governmental Exemption (196.199, 196.1993, F.S.)	827,120,510	0	0	827,120,510	17
18	Widows/Widowers Exemption (196.202, F.S.)	1,632,100	0	0	1,632,100	18
19	Disability/Blind Exemption (196.081, 196.091, 196.101, 196.202, 196.24, F.S.)	15,054,900	0	0	15,054,900	19
20	Institutional Exemption - Charitable, Religious, Scientific, Literary, Educational (196.196, 196.197, 196.1975, 196.1977, 196.1978, 196.198, 196.1983, 196.1985, 196.1986, 196.192, 196.1994, 196.2001, 196.2002, F.S.)	226,715,060	3,744,416	0	230,459,476	20
21	\$25,000 Homestead Exemption (196.031, F.S.)	604,335,730	0	0	604,335,730	21
22	Additional \$25,000 Homestead Exemption Age 65 & Older (196.075, F.S.) *	43,224,020	0	0	43,224,020	22
23	Lands Available for Taxes (197.502(7), F.S.)	160,720	0	0	160,720	23
24	Homestead Assessment Differential: Just Value Minus Capped Value (193.155, F.S.)	3,286,269,440	0	0	3,286,269,440	24
25	Homestead Assessment Reduction for Parents or Grandparents (193.703, F.S.)	53,490	0	0	53,490	25
26	Disabled Veterans' Homestead Discount (s. 6(g), Art. VII, Florida Constitution)	7,860	0	0	7,860	26
27	Taxable Value for Operating Millages (1-2-3-4-5-6-7+8+9+10+11+12+13-14-15-16-17-18-19-20-21-22-23-24-25-26=27)	12,148,485,740	693,616,341	3,996,684	12,846,098,765	27
28	Net Assessed Value (1-2-3-4-5-6-7+8+9+10+11+12+13-17-20=28)	16,099,224,000	693,616,341	3,996,684	16,796,837,025	28

* Municipality Values ONLY, DO NOT Include County Values

(See Instructions on Reverse Side)

The 2007 (tax year) **Preliminary Recapitulation of the Ad Valorem Assessment Rolls of Pompano Beach, Broward County, Florida**
(Every space must be filled in. Where there are spaces that are not applicable to your county, write "NONE" or "0" in that space.)

		Just Value	Taxable Value
1	New Construction	159,910,103	139,133,753
2	Additions	0	0
3	Annexations	21,620	0
4	Deletions	38,743,743	33,906,453
5	Rehabilitative Improvements Increasing Assessed Value by at Least 100%	0	0
6	Total TPP taxable value in excess of 115% of Previous year total TPP taxable value	0	0
7	Net New Value (1 + 2 + 3 - 4 + 5 = 6)	121,187,980	105,227,300

		Value
1	Reassessed Just Value of Land Designated an Area of Critical State Concern (this amount included in Line 1, Column I, Page One) 193.507, F.S.	0
2	Just Value of Land Designated an Area of Critical State Concern 193.507, F.S.	0
3	Total Taxable Value for Debt Service Levies, if any	12,846,098,765
4	Railroad Property Value (this amount included in Line 1, Column III, Page One)	3,840,376
5	Private Car Line Property Value (this amount included in Line 1, Column III, Page One)	156,308

Number of Municipality/Special District Parcels		
1	Real Property Parcels	51,338
2	Personal Property Accounts	9,132
3	Homestead Assessment Reductions for Parents or Grandparents.	3
4	Additional Homestead Exemptions for Persons 65 and older	1,854
5	Disabled Veterans' Homestead Discount (s. 6(g), Art. VII Florida Constitution)	1

MUNICIPALITY/SPECIAL DISTRICTS PORTION ONLY		Column I Real Property Including Subsurface Rights	Column II Personal Property	Column III Centrally Assessed Property	Column IV Total Property	
1	Just Value (193.011, F.S.)	267,506,050	2,728,431	0	270,234,481	1
2	Just Value of Land Classified Agricultural (193.114(2)(d), 193.461, F.S.)	0	0	0	0	2
3	Just Value of Land Classified High-Water Recharge (193.625, F.S.) *	0	0	0	0	3
4	Just Value of Conservation Easement, Environmentally Endangered Lands, Park and Outdoor Recreational Land (193.114(2)(d), 193.501, F.S.)	0	0	0	0	4
5	Just Value of Pollution Control Devices (193.621, F.S.)	0	0	0	0	5
6	Just Value of Historic Property used for Commercial Purposes (193.503, F.S.) *	0	0	0	0	6
7	Just Value of Historically Significant Property (193.505, F.S.)	0	0	0	0	7
8	Classified Use Value of Land Classified Agricultural (193.114(2)(d), 193.461, F.S.)	0	0	0	0	8
9	Classified Use Value of Land Classified High-Water Recharge (193.625, F.S.) *	0	0	0	0	9
10	Classified Use Value of Conservation Easement, Environmentally Endangered Lands, Park and Outdoor Recreational Land (193.114(2)(d), 193.501, F.S.)	0	0	0	0	10
11	Classified Use Value of Pollution Control Devices (193.621, F.S.)	0	0	0	0	11
12	Classified Use Value of Historic Property used for Commercial Purposes (193.503, F.S.)*	0	0	0	0	12
13	Classified Use Value of Historically Significant Property (193.505, F.S.)	0	0	0	0	13
14	Historic Property Exemption (196.1961, 196.1997, 196.1998, F.S.) *	0	0	0	0	14
15	Economic Development Exemption (196.1995, F.S.) *	0	0	0	0	15
16	Exemption for Licensed Child Care Facility in Enterprise Zone (196.095, F.S.)	0	0	0	0	16
17	Governmental Exemption (196.199, 196.1993, F.S.)	80	0	0	80	17
18	Widows/Widowers Exemption (196.202, F.S.)	11,000	0	0	11,000	18
19	Disability/Blind Exemption (196.081, 196.091, 196.101, 196.202, 196.24, F.S.)	5,000	0	0	5,000	19
20	Institutional Exemption - Charitable, Religious, Scientific, Literary, Educational (196.196, 196.197, 196.1975, 196.1977, 196.1978, 196.198, 196.1983, 196.1985, 196.1986, 196.192, 196.1994, 196.2001, 196.2002, F.S.)	0	3,662	0	3,662	20
21	\$25,000 Homestead Exemption (196.031, F.S.)	4,600,000	0	0	4,600,000	21
22	Additional \$25,000 Homestead Exemption Age 65 & Older (196.075, F.S.) *	0	0	0	0	22
23	Lands Available for Taxes (197.502(7), F.S.)	0	0	0	0	23
24	Homestead Assessment Differential: Just Value Minus Capped Value (193.155, F.S.)	90,080,040	0	0	90,080,040	24
25	Homestead Assessment Reduction for Parents or Grandparents (193.703, F.S.)	0	0	0	0	25
26	Disabled Veterans' Homestead Discount (s. 6(g), Art. VII, Florida Constitution)	0	0	0	0	26
27	Taxable Value for Operating Millages (1-2-3-4-5-6-7+8+9+10+11+12+13-14-15-16-17-18-19-20-21-22-23-24-25-26=27)	172,809,930	2,724,769	0	175,534,699	27
28	Net Assessed Value (1-2-3-4-5-6-7+8+9+10+11+12+13-17-20=28)	267,505,970	2,724,769	0	270,230,739	28

* Municipality Values ONLY, DO NOT Include County Values

(See Instructions on Reverse Side)

The 2007 (tax year) **Preliminary Recapitulation of the Ad Valorem Assessment Rolls of Sea Ranch Lakes, Broward County, Florida**
(Every space must be filled in. Where there are spaces that are not applicable to your county, write "NONE" or "0" in that space.)

		Just Value	Taxable Value
1	New Construction	2,257,034	2,257,034
2	Additions	0	0
3	Annexations	0	0
4	Deletions	4,915	4,915
5	Rehabilitative Improvements Increasing Assessed Value by at Least 100%	0	0
6	Total TPP taxable value in excess of 115% of Previous year total TPP taxable value	0	0
7	Net New Value (1 + 2 + 3 - 4 + 5 = 6)	2,252,119	2,252,119

		Value
1	Reassessed Just Value of Land Designated an Area of Critical State Concern (this amount included in Line 1, Column I, Page One) 193.507, F.S.	0
2	Just Value of Land Designated an Area of Critical State Concern 193.507, F.S.	0
3	Total Taxable Value for Debt Service Levies, if any	175,534,699
4	Railroad Property Value (this amount included in Line 1, Column III, Page One)	0
5	Private Car Line Property Value (this amount included in Line 1, Column III, Page One)	0

		Number of Municipality/Special District Parcels
1	Real Property Parcels	219
2	Personal Property Accounts	48
3	Homestead Assessment Reductions for Parents or Grandparents.	0
4	Additional Homestead Exemptions for Persons 65 and older	0
5	Disabled Veterans' Homestead Discount (s. 6(g), Art. VII Florida Constitution)	0

MUNICIPALITY/SPECIAL DISTRICTS PORTION ONLY

	Column I Real Property Including Subsurface Rights	Column II Personal Property	Column III Centrally Assessed Property	Column IV Total Property	
1 Just Value (193.011, F.S.)	10,098,354,650	392,134,102	0	10,490,488,752	1
2 Just Value of Land Classified Agricultural (193.114(2)(d), 193.461, F.S.)	29,679,700	0	0	29,679,700	2
3 Just Value of Land Classified High-Water Recharge (193.625, F.S.) *	0	0	0	0	3
4 Just Value of Conservation Easement, Environmentally Endangered Lands, Park and Outdoor Recreational Land (193.114(2)(d), 193.501, F.S.)	0	0	0	0	4
5 Just Value of Pollution Control Devices (193.621, F.S.)	0	0	0	0	5
6 Just Value of Historic Property used for Commercial Purposes (193.503, F.S.) *	0	0	0	0	6
7 Just Value of Historically Significant Property (193.505, F.S.)	0	0	0	0	7
8 Classified Use Value of Land Classified Agricultural (193.114(2)(d), 193.461, F.S.)	2,109,600	0	0	2,109,600	8
9 Classified Use Value of Land Classified High-Water Recharge (193.625, F.S.) *	0	0	0	0	9
10 Classified Use Value of Conservation Easement, Environmentally Endangered Lands, Park and Outdoor Recreational Land (193.114(2)(d), 193.501, F.S.)	0	0	0	0	10
11 Classified Use Value of Pollution Control Devices (193.621, F.S.)	0	0	0	0	11
12 Classified Use Value of Historic Property used for Commercial Purposes (193.503, F.S.)*	0	0	0	0	12
13 Classified Use Value of Historically Significant Property (193.505, F.S.)	0	0	0	0	13
14 Historic Property Exemption (196.1961, 196.1997, 196.1998, F.S.) *	0	0	0	0	14
15 Economic Development Exemption (196.1995, F.S.) *	0	0	0	0	15
16 Exemption for Licensed Child Care Facility in Enterprise Zone (196.095, F.S.)	0	0	0	0	16
17 Governmental Exemption (196.199, 196.1993, F.S.)	826,991,470	0	0	826,991,470	17
18 Widows/Widowers Exemption (196.202, F.S.)	1,477,400	0	0	1,477,400	18
19 Disability/Blind Exemption (196.081, 196.091, 196.101, 196.202, 196.24, F.S.)	7,185,870	0	0	7,185,870	19
20 Institutional Exemption - Charitable, Religious, Scientific, Literary, Educational (196.196, 196.197, 196.1975, 196.1977, 196.1978, 196.198, 196.1983, 196.1985, 196.1986, 196.192, 196.1994, 196.2001, 196.2002, F.S.)	107,870,730	625,213	0	108,495,943	20
21 \$25,000 Homestead Exemption (196.031, F.S.)	587,808,870	0	0	587,808,870	21
22 Additional \$25,000 Homestead Exemption Age 65 & Older (196.075, F.S.) *	60,418,920	0	0	60,418,920	22
23 Lands Available for Taxes (197.502(7), F.S.)	10	0	0	10	23
24 Homestead Assessment Differential: Just Value Minus Capped Value (193.155, F.S.)	2,144,883,940	0	0	2,144,883,940	24
25 Homestead Assessment Reduction for Parents or Grandparents (193.703, F.S.)	0	0	0	0	25
26 Disabled Veterans' Homestead Discount (s. 6(g), Art. VII, Florida Constitution)	0	0	0	0	26
27 Taxable Value for Operating Millages (1-2-3-4-5-6-7+8+9+10+11+12+13-14-15-16-17-18-19-20-21-22-23-24-25-26=27)	6,334,147,340	391,508,889	0	6,725,656,229	27
28 Net Assessed Value (1-2-3-4-5-6-7+8+9+10+11+12+13-17-20=28)	9,135,922,350	391,508,889	0	9,527,431,239	28

* Municipality Values ONLY, DO NOT Include County Values

(See Instructions on Reverse Side)

The 2007 (tax year) **Preliminary Recapitulation of the Ad Valorem Assessment Rolls of Sunrise, Broward County, Florida**
(Every space must be filled in. Where there are spaces that are not applicable to your county, write "NONE" or "0" in that space.)

		Just Value	Taxable Value
1	New Construction	137,026,016	127,242,336
2	Additions	0	0
3	Annexations	0	0
4	Deletions	82,671,560	82,671,560
5	Rehabilitative Improvements Increasing Assessed Value by at Least 100%	0	0
6	Total TPP taxable value in excess of 115% of Previous year total TPP taxable value	0	0
7	Net New Value (1 + 2 + 3 - 4 + 5 = 6)	54,354,456	44,570,776

		Value
1	Reassessed Just Value of Land Designated an Area of Critical State Concern (this amount included in Line 1, Column I, Page One) 193.507, F.S.	0
2	Just Value of Land Designated an Area of Critical State Concern 193.507, F.S.	0
3	Total Taxable Value for Debt Service Levies, if any	6,725,656,229
4	Railroad Property Value (this amount included in Line 1, Column III, Page One)	0
5	Private Car Line Property Value (this amount included in Line 1, Column III, Page One)	0

		Number of Municipality/Special District Parcels
1	Real Property Parcels	35,613
2	Personal Property Accounts	3,169
3	Homestead Assessment Reductions for Parents or Grandparents.	0
4	Additional Homestead Exemptions for Persons 65 and older	2,105
5	Disabled Veterans' Homestead Discount (s. 6(g), Art. VII Florida Constitution)	0

MUNICIPALITY/SPECIAL DISTRICTS PORTION ONLY		Column I Real Property Including Subsurface Rights	Column II Personal Property	Column III Centrally Assessed Property	Column IV Total Property	
1	Just Value (193.011, F.S.)	2,506,748,790	48,022,555	0	2,554,771,345	1
2	Just Value of Land Classified Agricultural (193.114(2)(d), 193.461, F.S.)	364,794,930	0	0	364,794,930	2
3	Just Value of Land Classified High-Water Recharge (193.625, F.S.) *	0	0	0	0	3
4	Just Value of Conservation Easement, Environmentally Endangered Lands, Park and Outdoor Recreational Land (193.114(2)(d), 193.501, F.S.)	0	0	0	0	4
5	Just Value of Pollution Control Devices (193.621, F.S.)	0	0	0	0	5
6	Just Value of Historic Property used for Commercial Purposes (193.503, F.S.) *	0	0	0	0	6
7	Just Value of Historically Significant Property (193.505, F.S.)	0	0	0	0	7
8	Classified Use Value of Land Classified Agricultural (193.114(2)(d), 193.461, F.S.)	70,903,380	0	0	70,903,380	8
9	Classified Use Value of Land Classified High-Water Recharge (193.625, F.S.) *	0	0	0	0	9
10	Classified Use Value of Conservation Easement, Environmentally Endangered Lands, Park and Outdoor Recreational Land (193.114(2)(d), 193.501, F.S.)	0	0	0	0	10
11	Classified Use Value of Pollution Control Devices (193.621, F.S.)	0	0	0	0	11
12	Classified Use Value of Historic Property used for Commercial Purposes (193.503, F.S.)*	0	0	0	0	12
13	Classified Use Value of Historically Significant Property (193.505, F.S.)	0	0	0	0	13
14	Historic Property Exemption (196.1961, 196.1997, 196.1998, F.S.) *	0	0	0	0	14
15	Economic Development Exemption (196.1995, F.S.) *	0	0	0	0	15
16	Exemption for Licensed Child Care Facility in Enterprise Zone (196.095, F.S.)	0	0	0	0	16
17	Governmental Exemption (196.199, 196.1993, F.S.)	43,595,650	0	0	43,595,650	17
18	Widows/Widowers Exemption (196.202, F.S.)	53,500	0	0	53,500	18
19	Disability/Blind Exemption (196.081, 196.091, 196.101, 196.202, 196.24, F.S.)	1,058,020	0	0	1,058,020	19
20	Institutional Exemption - Charitable, Religious, Scientific, Literary, Educational (196.196, 196.197, 196.1975, 196.1977, 196.1978, 196.198, 196.1983, 196.1985, 196.1986, 196.192, 196.1994, 196.2001, 196.2002, F.S.)	83,339,320	9,700	0	83,349,020	20
21	\$25,000 Homestead Exemption (196.031, F.S.)	50,125,000	0	0	50,125,000	21
22	Additional \$25,000 Homestead Exemption Age 65 & Older (196.075, F.S.) *	950,000	0	0	950,000	22
23	Lands Available for Taxes (197.502(7), F.S.)	26,790	0	0	26,790	23
24	Homestead Assessment Differential: Just Value Minus Capped Value (193.155, F.S.)	737,047,190	0	0	737,047,190	24
25	Homestead Assessment Reduction for Parents or Grandparents (193.703, F.S.)	17,860	0	0	17,860	25
26	Disabled Veterans' Homestead Discount (s. 6(g), Art. VII, Florida Constitution)	0	0	0	0	26
27	Taxable Value for Operating Millages (1-2-3-4-5-6-7+8+9+10+11+12+13-14-15-16-17-18-19-20-21-22-23-24-25-26=27)	1,296,643,910	48,012,855	0	1,344,656,765	27
28	Net Assessed Value (1-2-3-4-5-6-7+8+9+10+11+12+13-17-20=28)	2,085,922,270	48,012,855	0	2,133,935,125	28

* Municipality Values ONLY, DO NOT Include County Values

(See Instructions on Reverse Side)

The 2007 (tax year) Preliminary Recapitulation of the Ad Valorem Assessment Rolls of S.W. Ranches, Broward County, Florida
(Every space must be filled in. Where there are spaces that are not applicable to your county, write "NONE" or "0" in that space.)

		Just Value	Taxable Value
1	New Construction	26,976,107	26,414,257
2	Additions	0	0
3	Annexations	2,175,720	0
4	Deletions	756,150	756,150
5	Rehabilitative Improvements Increasing Assessed Value by at Least 100%	0	0
6	Total TPP taxable value in excess of 115% of Previous year total TPP taxable value	0	0
7	Net New Value (1 + 2 + 3 - 4 + 5 = 6)	28,395,677	25,658,107

		Value
1	Reassessed Just Value of Land Designated an Area of Critical State Concern (this amount included in Line 1, Column I, Page One) 193.507, F.S.	0
2	Just Value of Land Designated an Area of Critical State Concern 193.507, F.S.	0
3	Total Taxable Value for Debt Service Levies, if any	1,344,656,765
4	Railroad Property Value (this amount included in Line 1, Column III, Page One)	0
5	Private Car Line Property Value (this amount included in Line 1, Column III, Page One)	0

Number of Municipality/Special District Parcels		
1	Real Property Parcels	3,198
2	Personal Property Accounts	520
3	Homestead Assessment Reductions for Parents or Grandparents.	1
4	Additional Homestead Exemptions for Persons 65 and older	38
5	Disabled Veterans' Homestead Discount (s. 6(g), Art. VII Florida Constitution)	0

MUNICIPALITY/SPECIAL DISTRICTS PORTION ONLY

	Column I Real Property Including Subsurface Rights	Column II Personal Property	Column III Centrally Assessed Property	Column IV Total Property	
1 Just Value (193.011, F.S.)	6,750,535,510	190,848,021	0	6,941,383,531	1
2 Just Value of Land Classified Agricultural (193.114(2)(d), 193.461, F.S.)	469,000	0	0	469,000	2
3 Just Value of Land Classified High-Water Recharge (193.625, F.S.) *	0	0	0	0	3
4 Just Value of Conservation Easement, Environmentally Endangered Lands, Park and Outdoor Recreational Land (193.114(2)(d), 193.501, F.S.)	0	0	0	0	4
5 Just Value of Pollution Control Devices (193.621, F.S.)	0	0	0	0	5
6 Just Value of Historic Property used for Commercial Purposes (193.503, F.S.) *	0	0	0	0	6
7 Just Value of Historically Significant Property (193.505, F.S.)	0	0	0	0	7
8 Classified Use Value of Land Classified Agricultural (193.114(2)(d), 193.461, F.S.)	3,360	0	0	3,360	8
9 Classified Use Value of Land Classified High-Water Recharge (193.625, F.S.) *	0	0	0	0	9
10 Classified Use Value of Conservation Easement, Environmentally Endangered Lands, Park and Outdoor Recreational Land (193.114(2)(d), 193.501, F.S.)	0	0	0	0	10
11 Classified Use Value of Pollution Control Devices (193.621, F.S.)	0	0	0	0	11
12 Classified Use Value of Historic Property used for Commercial Purposes (193.503, F.S.)*	0	0	0	0	12
13 Classified Use Value of Historically Significant Property (193.505, F.S.)	0	0	0	0	13
14 Historic Property Exemption (196.1961, 196.1997, 196.1998, F.S.) *	0	0	0	0	14
15 Economic Development Exemption (196.1995, F.S.) *	0	0	0	0	15
16 Exemption for Licensed Child Care Facility in Enterprise Zone (196.095, F.S.)	0	0	0	0	16
17 Governmental Exemption (196.199, 196.1993, F.S.)	142,928,820	0	0	142,928,820	17
18 Widows/Widowers Exemption (196.202, F.S.)	2,257,000	0	0	2,257,000	18
19 Disability/Blind Exemption (196.081, 196.091, 196.101, 196.202, 196.24, F.S.)	15,955,640	0	0	15,955,640	19
20 Institutional Exemption - Charitable, Religious, Scientific, Literary, Educational (196.196, 196.197, 196.1975, 196.1977, 196.1978, 196.198, 196.1983, 196.1985, 196.1986, 196.192, 196.1994, 196.2001, 196.2002, F.S.)	31,398,900	443,016	0	31,841,916	20
21 \$25,000 Homestead Exemption (196.031, F.S.)	549,829,540	0	0	549,829,540	21
22 Additional \$25,000 Homestead Exemption Age 65 & Older (196.075, F.S.) *	77,503,470	0	0	77,503,470	22
23 Lands Available for Taxes (197.502(7), F.S.)	20,320	0	0	20,320	23
24 Homestead Assessment Differential: Just Value Minus Capped Value (193.155, F.S.)	1,718,488,080	0	0	1,718,488,080	24
25 Homestead Assessment Reduction for Parents or Grandparents (193.703, F.S.)	0	0	0	0	25
26 Disabled Veterans' Homestead Discount (s. 6(g), Art. VII, Florida Constitution)	0	0	0	0	26
27 Taxable Value for Operating Millages (1-2-3-4-5-6-7+8+9+10+11+12+13-14-15-16-17-18-19-20-21-22-23-24-25-26=27)	4,211,688,100	190,405,005	0	4,402,093,105	27
28 Net Assessed Value (1-2-3-4-5-6-7+8+9+10+11+12+13-17-20=28)	6,575,742,150	190,405,005	0	6,766,147,155	28

* Municipality Values ONLY, DO NOT Include County Values

(See Instructions on Reverse Side)

The 2007 (tax year) Preliminary Recapitulation of the Ad Valorem Assessment Rolls of Tamarac, Broward County, Florida
(Every space must be filled in. Where there are spaces that are not applicable to your county, write "NONE" or "0" in that space.)

		Just Value	Taxable Value
1	New Construction	156,795,149	147,124,099
2	Additions	0	0
3	Annexations	5,396,630	5,319,040
4	Deletions	33,957,115	33,957,115
5	Rehabilitative Improvements Increasing Assessed Value by at Least 100%	0	0
6	Total TPP taxable value in excess of 115% of Previous year total TPP taxable value	0	0
7	Net New Value (1 + 2 + 3 - 4 + 5 = 6)	128,234,664	118,486,024

		Value
1	Reassessed Just Value of Land Designated an Area of Critical State Concern (this amount included in Line 1, Column I, Page One) 193.507, F.S.	0
2	Just Value of Land Designated an Area of Critical State Concern 193.507, F.S.	0
3	Total Taxable Value for Debt Service Levies, if any	4,402,093,105
4	Railroad Property Value (this amount included in Line 1, Column III, Page One)	0
5	Private Car Line Property Value (this amount included in Line 1, Column III, Page One)	0

		Number of Municipality/Special District Parcels
1	Real Property Parcels	31,289
2	Personal Property Accounts	1,825
3	Homestead Assessment Reductions for Parents or Grandparents	0
4	Additional Homestead Exemptions for Persons 65 and older	3,363
5	Disabled Veterans' Homestead Discount (s. 6(g), Art. VII Florida Constitution)	0

MUNICIPALITY/SPECIAL DISTRICTS PORTION ONLY		Column I Real Property Including Subsurface Rights	Column II Personal Property	Column III Centrally Assessed Property	Column IV Total Property	
1	Just Value (193.011, F.S.)	1,036,331,140	19,313,135	0	1,055,644,275	1
2	Just Value of Land Classified Agricultural (193.114(2)(d), 193.461, F.S.)	0	0	0	0	2
3	Just Value of Land Classified High-Water Recharge (193.625, F.S.) *	0	0	0	0	3
4	Just Value of Conservation Easement, Environmentally Endangered Lands, Park and Outdoor Recreational Land (193.114(2)(d), 193.501, F.S.)	0	0	0	0	4
5	Just Value of Pollution Control Devices (193.621, F.S.)	0	0	0	0	5
6	Just Value of Historic Property used for Commercial Purposes (193.503, F.S.) *	0	0	0	0	6
7	Just Value of Historically Significant Property (193.505, F.S.)	0	0	0	0	7
8	Classified Use Value of Land Classified Agricultural (193.114(2)(d), 193.461, F.S.)	0	0	0	0	8
9	Classified Use Value of Land Classified High-Water Recharge (193.625, F.S.) *	0	0	0	0	9
10	Classified Use Value of Conservation Easement, Environmentally Endangered Lands, Park and Outdoor Recreational Land (193.114(2)(d), 193.501, F.S.)	0	0	0	0	10
11	Classified Use Value of Pollution Control Devices (193.621, F.S.)	0	0	0	0	11
12	Classified Use Value of Historic Property used for Commercial Purposes (193.503, F.S.)*	0	0	0	0	12
13	Classified Use Value of Historically Significant Property (193.505, F.S.)	0	0	0	0	13
14	Historic Property Exemption (196.1961, 196.1997, 196.1998, F.S.) *	0	0	0	0	14
15	Economic Development Exemption (196.1995, F.S.) *	0	0	0	0	15
16	Exemption for Licensed Child Care Facility in Enterprise Zone (196.095, F.S.)	0	0	0	0	16
17	Governmental Exemption (196.199, 196.1993, F.S.)	11,513,470	0	0	11,513,470	17
18	Widows/Widowers Exemption (196.202, F.S.)	152,610	0	0	152,610	18
19	Disability/Blind Exemption (196.081, 196.091, 196.101, 196.202, 196.24, F.S.)	406,120	0	0	406,120	19
20	Institutional Exemption - Charitable, Religious, Scientific, Literary, Educational (196.196, 196.197, 196.1975, 196.1977, 196.1978, 196.198, 196.1983, 196.1985, 196.1986, 196.192, 196.1994, 196.2001, 196.2002, F.S.)	19,633,220	26,886	0	19,660,106	20
21	\$25,000 Homestead Exemption (196.031, F.S.)	71,200,510	0	0	71,200,510	21
22	Additional \$25,000 Homestead Exemption Age 65 & Older (196.075, F.S.) *	5,357,400	0	0	5,357,400	22
23	Lands Available for Taxes (197.502(7), F.S.)	0	0	0	0	23
24	Homestead Assessment Differential: Just Value Minus Capped Value (193.155, F.S.)	294,608,210	0	0	294,608,210	24
25	Homestead Assessment Reduction for Parents or Grandparents (193.703, F.S.)	0	0	0	0	25
26	Disabled Veterans' Homestead Discount (s. 6(g), Art. VII, Florida Constitution)	0	0	0	0	26
27	Taxable Value for Operating Millages (1-2-3-4-5-6-7+8+9+10+11+12+13-14-15-16-17-18-19-20-21-22-23-24-25-26=27)	633,459,600	19,286,249	0	652,745,849	27
28	Net Assessed Value (1-2-3-4-5-6-7+8+9+10+11+12+13-17-20=28)	1,005,184,450	19,286,249	0	1,024,470,699	28

* Municipality Values ONLY, DO NOT Include County Values

(See Instructions on Reverse Side)

The 2007 (tax year) **Preliminary Recapitulation of the Ad Valorem Assessment Rolls of West Park, Broward County, Florida**
(Every space must be filled in. Where there are spaces that are not applicable to your county, write "NONE" or "0" in that space.)

		Just Value	Taxable Value
1	New Construction	4,949,469	4,903,839
2	Additions	0	0
3	Annexations	0	0
4	Deletions	974,390	974,390
5	Rehabilitative Improvements Increasing Assessed Value by at Least 100%	0	0
6	Total TPP taxable value in excess of 115% of Previous year total TPP taxable value	3,126,628	3,126,628
7	Net New Value (1 + 2 + 3 - 4 + 5 = 6)	7,101,707	7,056,077

		Value
1	Reassessed Just Value of Land Designated an Area of Critical State Concern (this amount included in Line 1, Column I, Page One) 193.507, F.S.	0
2	Just Value of Land Designated an Area of Critical State Concern 193.507, F.S.	0
3	Total Taxable Value for Debt Service Levies, if any	652,745,849
4	Railroad Property Value (this amount included in Line 1, Column III, Page One)	0
5	Private Car Line Property Value (this amount included in Line 1, Column III, Page One)	0

		Number of Municipality/Special District Parcels
1	Real Property Parcels	5,180
2	Personal Property Accounts	645
3	Homestead Assessment Reductions for Parents or Grandparents.	0
4	Additional Homestead Exemptions for Persons 65 and older	226
5	Disabled Veterans' Homestead Discount (s. 6(g), Art. VII Florida Constitution)	0

MUNICIPALITY/SPECIAL DISTRICTS PORTION ONLY

	Column I Real Property Including Subsurface Rights	Column II Personal Property	Column III Centrally Assessed Property	Column IV Total Property	
1 Just Value (193.011, F.S.)	11,866,294,020	194,115,303	0	12,060,409,323	1
2 Just Value of Land Classified Agricultural (193.114(2)(d), 193.461, F.S.)	12,570,890	0	0	12,570,890	2
3 Just Value of Land Classified High-Water Recharge (193.625, F.S.) *	0	0	0	0	3
4 Just Value of Conservation Easement, Environmentally Endangered Lands, Park and Outdoor Recreational Land (193.114(2)(d), 193.501, F.S.)	0	0	0	0	4
5 Just Value of Pollution Control Devices (193.621, F.S.)	0	0	0	0	5
6 Just Value of Historic Property used for Commercial Purposes (193.503, F.S.) *	0	0	0	0	6
7 Just Value of Historically Significant Property (193.505, F.S.)	0	0	0	0	7
8 Classified Use Value of Land Classified Agricultural (193.114(2)(d), 193.461, F.S.)	497,970	0	0	497,970	8
9 Classified Use Value of Land Classified High-Water Recharge (193.625, F.S.) *	0	0	0	0	9
10 Classified Use Value of Conservation Easement, Environmentally Endangered Lands, Park and Outdoor Recreational Land (193.114(2)(d), 193.501, F.S.)	0	0	0	0	10
11 Classified Use Value of Pollution Control Devices (193.621, F.S.)	0	0	0	0	11
12 Classified Use Value of Historic Property used for Commercial Purposes (193.503, F.S.)*	0	0	0	0	12
13 Classified Use Value of Historically Significant Property (193.505, F.S.)	0	0	0	0	13
14 Historic Property Exemption (196.1961, 196.1997, 196.1998, F.S.) *	0	0	0	0	14
15 Economic Development Exemption (196.1995, F.S.) *	0	0	0	0	15
16 Exemption for Licensed Child Care Facility in Enterprise Zone (196.095, F.S.)	0	0	0	0	16
17 Governmental Exemption (196.199, 196.1993, F.S.)	370,893,860	0	0	370,893,860	17
18 Widows/Widowers Exemption (196.202, F.S.)	281,000	0	0	281,000	18
19 Disability/Blind Exemption (196.081, 196.091, 196.101, 196.202, 196.24, F.S.)	8,219,620	0	0	8,219,620	19
20 Institutional Exemption - Charitable, Religious, Scientific, Literary, Educational (196.196, 196.197, 196.1975, 196.1977, 196.1978, 196.198, 196.1983, 196.1985, 196.1986, 196.192, 196.1994, 196.2001, 196.2002, F.S.)	169,486,450	1,654,976	0	171,141,426	20
21 \$25,000 Homestead Exemption (196.031, F.S.)	366,475,100	0	0	366,475,100	21
22 Additional \$25,000 Homestead Exemption Age 65 & Older (196.075, F.S.) *	13,786,760	0	0	13,786,760	22
23 Lands Available for Taxes (197.502(7), F.S.)	0	0	0	0	23
24 Homestead Assessment Differential: Just Value Minus Capped Value (193.155, F.S.)	2,699,928,650	0	0	2,699,928,650	24
25 Homestead Assessment Reduction for Parents or Grandparents (193.703, F.S.)	79,650	0	0	79,650	25
26 Disabled Veterans' Homestead Discount (s. 6(g), Art. VII, Florida Constitution)	0	0	0	0	26
27 Taxable Value for Operating Millages (1-2-3-4-5-6-7+8+9+10+11+12+13-14-15-16-17-18-19-20-21-22-23-24-25-26=27)	8,225,070,010	192,460,327	0	8,417,530,337	27
28 Net Assessed Value (1-2-3-4-5-6-7+8+9+10+11+12+13-17-20=28)	11,313,840,790	192,460,327	0	11,506,301,117	28

* Municipality Values ONLY, DO NOT Include County Values

(See Instructions on Reverse Side)

The 2007 (tax year) Preliminary Recapitulation of the Ad Valorem Assessment Rolls of Weston, Broward County, Florida
(Every space must be filled in. Where there are spaces that are not applicable to your county, write "NONE" or "0" in that space.)

		Just Value	Taxable Value
1	New Construction	163,506,652	122,561,602
2	Additions	0	0
3	Annexations	0	0
4	Deletions	62,532,490	60,663,430
5	Rehabilitative Improvements Increasing Assessed Value by at Least 100%	0	0
6	Total TPP taxable value in excess of 115% of Previous year total TPP taxable value	0	0
7	Net New Value (1 + 2 + 3 - 4 + 5 = 6)	100,974,162	61,898,172

		Value
1	Reassessed Just Value of Land Designated an Area of Critical State Concern (this amount included in Line 1, Column I, Page One) 193.507, F.S.	0
2	Just Value of Land Designated an Area of Critical State Concern 193.507, F.S.	0
3	Total Taxable Value for Debt Service Levies, if any	8,417,530,337
4	Railroad Property Value (this amount included in Line 1, Column III, Page One)	0
5	Private Car Line Property Value (this amount included in Line 1, Column III, Page One)	0

		Number of Municipality/Special District Parcels
1	Real Property Parcels	24,510
2	Personal Property Accounts	1,465
3	Homestead Assessment Reductions for Parents or Grandparents.	1
4	Additional Homestead Exemptions for Persons 65 and older	295
5	Disabled Veterans' Homestead Discount (s. 6(g), Art. VII Florida Constitution)	0

MUNICIPALITY/SPECIAL DISTRICTS PORTION ONLY

	Column I Real Property Including Subsurface Rights	Column II Personal Property	Column III Centrally Assessed Property	Column IV Total Property	
1 Just Value (193.011, F.S.)	1,904,140,070	34,211,620	452,426	1,938,804,116	1
2 Just Value of Land Classified Agricultural (193.114(2)(d), 193.461, F.S.)	0	0	0	0	2
3 Just Value of Land Classified High-Water Recharge (193.625, F.S.) *	0	0	0	0	3
4 Just Value of Conservation Easement, Environmentally Endangered Lands, Park and Outdoor Recreational Land (193.114(2)(d), 193.501, F.S.)	0	0	0	0	4
5 Just Value of Pollution Control Devices (193.621, F.S.)	0	0	0	0	5
6 Just Value of Historic Property used for Commercial Purposes (193.503, F.S.) *	0	0	0	0	6
7 Just Value of Historically Significant Property (193.505, F.S.)	0	0	0	0	7
8 Classified Use Value of Land Classified Agricultural (193.114(2)(d), 193.461, F.S.)	0	0	0	0	8
9 Classified Use Value of Land Classified High-Water Recharge (193.625, F.S.) *	0	0	0	0	9
10 Classified Use Value of Conservation Easement, Environmentally Endangered Lands, Park and Outdoor Recreational Land (193.114(2)(d), 193.501, F.S.)	0	0	0	0	10
11 Classified Use Value of Pollution Control Devices (193.621, F.S.)	0	0	0	0	11
12 Classified Use Value of Historic Property used for Commercial Purposes (193.503, F.S.)*	0	0	0	0	12
13 Classified Use Value of Historically Significant Property (193.505, F.S.)	0	0	0	0	13
14 Historic Property Exemption (196.1961, 196.1997, 196.1998, F.S.) *	0	0	0	0	14
15 Economic Development Exemption (196.1995, F.S.) *	0	0	0	0	15
16 Exemption for Licensed Child Care Facility in Enterprise Zone (196.095, F.S.)	0	0	0	0	16
17 Governmental Exemption (196.199, 196.1993, F.S.)	30,766,750	0	0	30,766,750	17
18 Widows/Widowers Exemption (196.202, F.S.)	112,000	0	0	112,000	18
19 Disability/Blind Exemption (196.081, 196.091, 196.101, 196.202, 196.24, F.S.)	1,653,090	0	0	1,653,090	19
20 Institutional Exemption - Charitable, Religious, Scientific, Literary, Educational (196.196, 196.197, 196.1975, 196.1977, 196.1978, 196.198, 196.1983, 196.1985, 196.1986, 196.192, 196.1994, 196.2001, 196.2002, F.S.)	38,224,200	484,609	0	38,708,809	20
21 \$25,000 Homestead Exemption (196.031, F.S.)	75,460,090	0	0	75,460,090	21
22 Additional \$25,000 Homestead Exemption Age 65 & Older (196.075, F.S.) *	3,328,310	0	0	3,328,310	22
23 Lands Available for Taxes (197.502(7), F.S.)	0	0	0	0	23
24 Homestead Assessment Differential: Just Value Minus Capped Value (193.155, F.S.)	520,647,470	0	0	520,647,470	24
25 Homestead Assessment Reduction for Parents or Grandparents (193.703, F.S.)	0	0	0	0	25
26 Disabled Veterans' Homestead Discount (s. 6(g), Art. VII, Florida Constitution)	0	0	0	0	26
27 Taxable Value for Operating Millages (1-2-3-4-5-6-7+8+9+10+11+12+13-14-15-16-17-18-19-20-21-22-23-24-25-26=27)	1,233,948,160	33,727,011	452,426	1,268,127,597	27
28 Net Assessed Value (1-2-3-4-5-6-7+8+9+10+11+12+13-17-20=28)	1,835,149,120	33,727,011	452,426	1,869,328,557	28

* Municipality Values ONLY, DO NOT Include County Values

(See Instructions on Reverse Side)

The 2007 (tax year) **Preliminary Recapitulation of the Ad Valorem Assessment Rolls of Wilton Manors, Broward County, Florida**
(Every space must be filled in. Where there are spaces that are not applicable to your county, write "NONE" or "0" in that space.)

		Just Value	Taxable Value
1	New Construction	94,542,800	93,958,920
2	Additions	0	0
3	Annexations	0	0
4	Deletions	6,078,620	5,319,310
5	Rehabilitative Improvements Increasing Assessed Value by at Least 100%	0	0
6	Total TPP taxable value in excess of 115% of Previous year total TPP taxable value	0	0
7	Net New Value (1 + 2 + 3 - 4 + 5 = 6)	88,464,180	88,639,610

		Value
1	Reassessed Just Value of Land Designated an Area of Critical State Concern (this amount included in Line 1, Column I, Page One) 193.507, F.S.	0
2	Just Value of Land Designated an Area of Critical State Concern 193.507, F.S.	0
3	Total Taxable Value for Debt Service Levies, if any	1,268,127,597
4	Railroad Property Value (this amount included in Line 1, Column III, Page One)	407,979
5	Private Car Line Property Value (this amount included in Line 1, Column III, Page One)	44,447

		Number of Municipality/Special District Parcels
1	Real Property Parcels	5,451
2	Personal Property Accounts	1,198
3	Homestead Assessment Reductions for Parents or Grandparents.	0
4	Additional Homestead Exemptions for Persons 65 and older	149
5	Disabled Veterans' Homestead Discount (s. 6(g), Art. VII Florida Constitution)	0